



SANTA CLARA VALLEY WATER DISTRICT

# NON-AGENDA

## March 17, 2023

**Board Policy EL-7 Communication and Support to the Board**  
*The BAOs shall inform and support the Board in its work.*

<b>Page</b>		<b><u>CEO BULLETIN &amp; NEWSLETTERS</u></b>
		CEO Bulletin: None.
		<b><u>BOARD MEMBER REQUESTS &amp; INFORMATIONAL ITEMS</u></b>
<b>3</b>		<b>BMR/IBMR Weekly Reports: 3/17/23</b>
<b>4</b>		Summary of Monthly Report of Investments, February 2023
<b>20</b>		Memo from Michele King, Clerk of the Board, to the Board, dated 3/15/23, transmitting additional form emails from constituents regarding 3/14/23 Board Agenda item 2.8 - Monthly Drought Emergency Response and Water Supply Update.
		<b><u>INCOMING BOARD CORRESPONDENCE</u></b>
<b>24</b>		<b>Board Correspondence Weekly Report: 3/17/23</b>
<b>25</b>		Email from A. Dominguez to Chair Varela, dated 3/8/23, regarding sandbags for Gilroy residents. (C-23-0060)
<b>26</b>		Email from Kelly Locke to Board, dated 3/10/23, regarding debris on the banks of the Los Gatos Creek. (Also included are response emails from West Valley Sanitation District and Santa Clara County Parks Dept.) (C-23-0062)
<b>37</b>		Email from John Goldstein to Chair Varela, dated 3/14/23, regarding good neighbor fence replacement. (C-23-0063)
<b>41</b>		Email from Forest Peterson to Chair Varela, dated 3/14/23, introducing Chair of the Committee on Visualization in Transportation at the National Academies Transportation Research Board. (C-23-0064)
		<b><u>OUTGOING BOARD CORRESPONDENCE</u></b>
<b>43</b>		Email from Chair Varela to A. Dominguez, dated 3/9/23, regarding sandbags for Gilroy residents.

Board correspondence has been removed from the online posting of the Non-Agenda to protect personal contact information. Lengthy reports/attachments may also be removed due to file size limitations. Copies of board correspondence and/or reports/attachments are available by submitting a public records request to [publicrecords@valleywater.org](mailto:publicrecords@valleywater.org).

# **BOARD MEMBER REQUESTS and Informational Items**

**Report Name: Board Member Requests**

Request	Request Date	Director	BAO/Chief	Staff	Description	20 Days Due Date	Expected Completion Date	Disposition
I-23-0010	02/20/23	Eisenberg	Baker	Gin	How much money the District has spent on (and has committed to) the Delta tunnel project (just totals, not requiring me to add up).	03/12/23		
I-23-0012	02/20/23	Eisenberg	Baker	Bogale	This is for a document, not a number: I asked for this before, but could not locate it in the many documents I received in response: I need the current version of the District's contract with the San Jose Water Company, including any/all amendments, exhibits, and attachments? (Amendments alone aren't sufficient without including the contract that is being amended).	03/12/23		
I-23-0013	02/13/23	Eisenberg	Yoke	Bella Mcelroy	Provide Director Eisenberg with answers to the following questions - What is the process for employees to speak with Board Members? and Do we have a policy on emotional support animals in the workplace?	03/05/23		

**MEMORANDUM**

FC 14 (02-08-19)

**TO:** Board of Directors**FROM:** Darin Taylor,  
Chief Financial Officer**SUBJECT:** Summary of Monthly Report of Investments,  
February 2023**DATE:** March 13, 2023

---

In accordance with the Santa Clara Valley Water District Board (Valley Water) Investment policy, staff provides a detailed investment report to the Board of Directors on a quarterly basis. In addition to the quarterly investment report, Government Code section 53607 requires the Treasurer of the local agency who has been delegated with the authority to invest funds to provide a monthly report of the investment transactions to the legislative body. This report is provided to the Board in compliance with Government Code section 53607 and Executive Limitation-4 Financial Management.

Attached is the report of investments for the month of February 2023. All investments were in compliance with the Investment Policy and performed on par with Valley Water's benchmark yield. The attached report includes a summary of the portfolio holdings, details of each security in the portfolio and an investment activity summary with comparisons to the previous 12 months. The following are highlights of the investment activities for the month:

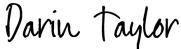
- The book value of Valley Water's portfolio as of February 28, 2023 was \$694 million. This represents a decrease of approximately \$26 million compared to the book value as of January 31, 2023 due to planned expenditures offset by revenues received during the month.
- Valley Water's portfolio is invested with a primary goal of safety. To accomplish this goal, we only invest in securities that are permitted by California Government Code and the Board Investment Policy. These securities have high credit ratings and maturities of no more than 5 years. As of February 28, 2023, approximately 67% of the portfolio was held in US Government Treasury/Agency/Municipal Bonds, 30% was held in liquid funds (Local Area Investment Fund, Money Market mutual fund, and short-term deposits), and 3% in supranational/corporate medium-term notes.
- The portfolio had a yield-to-maturity of 1.63% for the month of February 2023. This is 0.34% below Valley Water's benchmark, the 24-month floating average of the 2-year Treasury note, which was 1.98%.
- Valley Water's portfolio is reviewed every month for compliance with the Investment Policy. All investments were in compliance for the reporting period.
- California Government Code requires that a public entity structure its portfolio so that it, at minimum, can meet expenditures for the next six months. The investment portfolio has been structured to ensure that sufficient monies will be available to cover anticipated expenditures in the coming six months.

Community Bank Investments

Pursuant to Board direction and governance policies (Executive Limitation 4.7.7) regarding investments in small local banks and credit unions located within the nine Bay Area counties with total assets at or below \$10 billion (“community banks”), staff has expanded business with community banks, and limited business with large banks, as summarized below:

- Letters of Credit – Technology Credit Union, based in San Jose, provides three separate standby letters of credit totaling \$841,000 to Valley Water to meet the U.S. Army Corp’s financial assurance requirements for the operations of Upper Penitencia, Coyote Ridge, and Rancho Cañada de Pala Preserve watershed projects.
- Investments – Valley Water’s investment portfolio includes over \$45 million, or 5%, in deposits at community banks.
- Revolving Line of Credit – A syndication of three community banks provides up to \$20 million in loan capacity.
- Underwriting – Eight small investment banks located in California are included in Valley Water’s underwriting pool; four of these firms are veteran, minority or women owned.
- Large Bank Limitation - Valley Water only conducts business with large banks with total assets greater than \$10 billion that have satisfactory Environmental, Social and Governance (ESG) ratings provided by an independent professional rating firm.

If you have any questions regarding the Investment Report, please contact Darin Taylor, Chief Financial Officer, at 408-630-3068.

DocuSigned by:  
 3/13/2023  
9CB8A1450C2B497...

Darin Taylor  
Chief Financial Officer

Attachment: Monthly Report of Investments for February 2023




**Santa Clara Valley Water Dist.  
Portfolio Management  
Portfolio Summary  
February 28, 2023**


SANTA CLARA VALLEY WATER  
5750 Almaden Expressway  
San Jose, San Jose, Ca 951  
(408)265-2607

<b>Investments</b>	<b>Par Value</b>	<b>Market Value</b>	<b>Book Value</b>	<b>% of Portfolio</b>	<b>YTM 365 Equiv.</b>	<b>Term</b>	<b>Days to Maturity</b>
Treasury Securities - Coupon	109,000,000.00	101,717,209.00	107,854,551.68	15.53	1.658	1,142	692
Treasury Discounts -Amortizing	10,000,000.00	9,897,470.00	9,898,733.32	1.43	4.785	118	79
Federal Agency Issues - Coupon	307,909,000.00	289,537,317.50	308,513,235.95	44.44	1.420	1,520	672
Negotiable CD's - Interest Bearing	240,000.00	221,470.56	240,000.00	0.03	1.094	1,826	757
LAIF	73,674,162.64	73,674,162.64	73,674,162.64	10.61	2.070	1	1
Medium Term Notes	4,000,000.00	3,803,079.24	3,994,458.18	0.58	1.682	1,548	451
Money Market Account	41,054,546.33	41,054,546.33	41,054,546.33	5.91	3.890	1	1
TimeCD_Deposit Account	96,815,290.92	96,815,290.92	96,815,290.92	13.94	0.746	1	1
Supranational	15,000,000.00	13,912,381.66	15,080,783.91	2.17	1.014	1,663	792
Municipal Bonds	37,160,000.00	35,300,729.00	37,144,629.37	5.35	1.691	1,594	567
	<b>694,852,999.89</b>	<b>665,933,656.85</b>	<b>694,270,392.30</b>	<b>100.00%</b>	<b>1.633</b>	<b>986</b>	<b>458</b>

<b>Total Earnings</b>	<b>February 28 Month Ending</b>	<b>Fiscal Year To Date</b>
Current Year	898,457.20	6,695,818.53
<b>Average Daily Balance</b>	<b>700,335,279.86</b>	<b>740,608,898.34</b>
<b>Effective Rate of Return</b>	<b>1.67%</b>	<b>1.36%</b>

Current market pricing is updated at the end of each month from data provided by Interactive Data, a securities pricing service.

DocuSigned by:  
  
 Charlene Sun 7BC5E9FA2A234AD... 3/13/2023  
 Charlene Sun Date  
 Treasury/Debt Officer

DocuSigned by:  
  
 Darin Taylor 9CB8A1450C2B497... 3/13/2023  
 Darin Taylor, Chief Financial Officer

Reporting period 02/01/2023-02/28/2023

Run Date: 03/09/2023 - 08:57

**Santa Clara Valley Water Dist.  
Portfolio Management  
Activity Summary  
February 2022 through February 2023**

Month End	Year	Number of Securities	Total Invested	Yield to Maturity		Managed Pool Rate	Number of Investments Purchased	Number of Investments Redeemed	Average Term	Average Days to Maturity
				360 Equivalent	365 Equivalent					
February	2022	174	685,394,725.06	1.062	1.077	0.230	5	1	1,092	612
March	2022	177	691,619,672.66	1.017	1.031	0.230	4	6	1,067	612
April	2022	175	696,268,659.28	1.031	1.045	0.320	3	4	1,057	608
May	2022	177	660,399,265.16	1.059	1.074	0.320	6	8	1,100	624
June	2022	177	846,631,603.68	1.008	1.022	0.320	8	1	887	499
July	2022	177	800,949,313.72	1.082	1.097	0.750	1	2	933	507
August	2022	174	780,236,284.74	1.163	1.179	0.750	0	8	928	500
September	2022	166	730,294,325.34	1.195	1.212	0.750	0	4	977	513
October	2022	162	733,049,479.77	1.241	1.258	1.350	0	1	965	490
November	2022	160	720,833,489.87	1.314	1.333	1.350	0	4	971	477
December	2022	157	655,139,838.88	1.261	1.279	1.350	1	7	1,034	507
January	2023	156	720,149,826.28	1.536	1.557	2.070	4	1	950	458
February	2023	154	694,270,392.30	1.611	1.633	2.070	1	1	986	458
<b>Average</b>		<b>168</b>	<b>724,248,990.52</b>	<b>1.198%</b>	<b>1.215%</b>	<b>0.912</b>	<b>3</b>	<b>4</b>	<b>996</b>	<b>528</b>

**Santa Clara Valley Water Dist.**  
**Portfolio Management**  
**Activity By Type**  
**February 1, 2023 through February 28, 2023**

CUSIP	Investment #	Issuer	Stated Rate	Transaction Date	Purchases or Deposits	Redemptions or Withdrawals	Balance
<b>Treasury Securities - Coupon</b>							
<b>Subtotal</b>							<b>107,854,551.68</b>
<b>Treasury Discounts -Amortizing</b>							
<b>Subtotal</b>							<b>9,898,733.32</b>
<b>Federal Agency Issues - Coupon</b>							
3133EJWA3	5403	Federal Farm Credit Bank	2.900	02/03/2023	0.00	1,000,000.00	
3130AURL0	5563	Federal Home Loan Bank	4.800	02/13/2023	5,000,000.00	0.00	
<b>Subtotal</b>					<b>5,000,000.00</b>	<b>1,000,000.00</b>	<b>308,513,235.95</b>
<b>Negotiable CD's - Interest Bearing</b>							
<b>Subtotal</b>							<b>240,000.00</b>
<b>LAIF (Monthly Summary)</b>							
<b>Subtotal</b>							<b>73,674,162.64</b>
<b>Medium Term Notes</b>							
<b>Subtotal</b>							<b>3,994,458.18</b>
<b>Money Market Account (Monthly Summary)</b>							
23380W523	4102	Daily Income US Gov MMF	3.890		1,634,724.24	5,000,000.00	
<b>Subtotal</b>					<b>1,634,724.24</b>	<b>5,000,000.00</b>	<b>41,054,546.33</b>
<b>TimeCD_Deposit Account (Monthly Summary)</b>							
SYS5481	5481	Bank of San Francisco	0.449		4,872.16	0.00	
SYS5309	5309	Community Bank of the Bay	1.050		169.92	169.92	
SYS5371	5371	Community Bank of the Bay	0.500		4,544.94	0.00	
SYS4912	4912	Deposit Account	0.050		22,546,222.79	47,990,036.48	
SYS5398	5398	Meriwest Credit Union	3.150		12,257.31	0.00	
SYS5556	5556	Provident Credit Union	2.018		359.74	0.00	
SYS5369	5369	Technology Credit Union	2.480		29,392.21	0.00	
SYS5553	5553	Union Bank (NIB)			0.00	1,144,378.13	
<b>Subtotal</b>					<b>22,597,819.07</b>	<b>49,134,584.53</b>	<b>96,815,290.92</b>



**Santa Clara Valley Water Dist.  
Portfolio Management  
Activity By Type  
February 1, 2023 through February 28, 2023**

CUSIP	Investment #	Issuer	Stated Rate	Transaction Date	Purchases or Deposits	Redemptions or Withdrawals	Balance
<b>Supranational</b>							
		<b>Subtotal</b>					<b>15,080,783.91</b>
<b>Municipal Bonds</b>							
		<b>Subtotal</b>					<b>37,144,629.37</b>
		<b>Total</b>			<b>29,232,543.31</b>	<b>55,134,584.53</b>	<b>694,270,392.30</b>

**Santa Clara Valley Water Dist.**  
**Portfolio Management**  
**Portfolio Details - Investments**  
**February 28, 2023**

CUSIP	Investment #	Issuer	Average Balance	Purchase Date	Par Value	Market Value	Book Value	Stated Rate	YTM 365	Days to Term Maturity	Maturity Date
<b>Treasury Securities - Coupon</b>											
91282CBV2	5532	Republic Industries Funding		02/11/2022	5,000,000.00	4,741,990.00	4,932,970.66	0.375	1.592	794	04/15/2024
91282CCC3	5534	Republic Industries Funding		03/08/2022	5,000,000.00	4,715,820.00	4,921,348.56	0.250	1.580	799	05/15/2024
91282CEH0	5547	Republic Industries Funding		06/22/2022	5,000,000.00	4,784,765.00	4,928,052.04	2.625	3.339	1,028	04/15/2025
91282CEH0	5549	Republic Industries Funding		06/22/2022	5,000,000.00	4,784,765.00	4,925,987.94	2.625	3.360	1,028	04/15/2025
912828VB3	5384	US Treasury Bill		06/18/2019	3,000,000.00	2,981,016.00	2,999,579.01	1.750	1.821	1,427	05/15/2023
912828ZT0	5496	US Treasury Bill		01/12/2021	5,000,000.00	4,528,515.00	4,981,938.48	0.250	0.412	1,600	05/31/2025
912828ZT0	5499	US Treasury Bill		01/27/2021	5,000,000.00	4,528,515.00	4,991,650.35	0.250	0.325	1,585	05/31/2025
912828ZT0	5500	US Treasury Bill		01/27/2021	5,000,000.00	4,528,515.00	4,992,301.85	0.250	0.319	1,585	05/31/2025
91282CCF6	5521	US Treasury Bill		09/28/2021	5,000,000.00	4,445,115.00	4,971,462.18	0.750	0.930	1,706	05/31/2026
912828ZT0	5522	US Treasury Bill		10/28/2021	3,000,000.00	2,717,109.00	2,956,377.57	0.250	0.908	1,311	05/31/2025
912828ZL7	5523	US Treasury Bill		01/18/2022	5,000,000.00	4,554,690.00	4,905,215.55	0.375	1.271	1,198	04/30/2025
9128284R8	5525	US Treasury Bill		09/28/2021	5,000,000.00	4,804,885.00	5,241,119.60	2.875	0.701	1,341	05/31/2025
91282CCF6	5526	US Treasury Bill		09/29/2021	3,000,000.00	2,667,069.00	2,980,256.56	0.750	0.957	1,705	05/31/2026
912828ZT0	5527	US Treasury Bill		01/25/2022	5,000,000.00	4,528,515.00	4,882,808.66	0.250	1.318	1,222	05/31/2025
912828ZT0	5528	US Treasury Bill		01/25/2022	5,000,000.00	4,528,515.00	4,882,808.66	0.250	1.318	1,222	05/31/2025
91282CBW0	5529	US Treasury Bill		02/02/2022	5,000,000.00	4,457,030.00	4,875,732.80	0.750	1.564	1,548	04/30/2026
912828XT2	5531	US Treasury Bill		02/11/2022	5,000,000.00	4,811,330.00	5,023,929.58	2.000	1.608	840	05/31/2024
912828WJ5	5535	US Treasury Bill		03/08/2022	5,000,000.00	4,846,095.00	5,054,762.79	2.500	1.573	799	05/15/2024
912828XT2	5536	US Treasury Bill		03/08/2022	5,000,000.00	4,811,330.00	5,025,846.43	2.000	1.577	815	05/31/2024
91282CCF6	5538	US Treasury Bill		03/29/2022	5,000,000.00	4,445,115.00	4,716,746.40	0.750	2.600	1,524	05/31/2026
912828ZT0	5550	US Treasury Bill		06/22/2022	5,000,000.00	4,528,515.00	4,669,339.21	0.250	3.361	1,074	05/31/2025
9128284D9	5554	US Treasury Bill		06/30/2022	5,000,000.00	4,991,010.00	4,999,149.71	2.500	2.707	274	03/31/2023
912828Q29	5555	US Treasury Bill		06/30/2022	5,000,000.00	4,986,985.00	4,995,167.09	1.500	2.693	274	03/31/2023
<b>Subtotal and Average</b>			<b>107,834,480.61</b>		<b>109,000,000.00</b>	<b>101,717,209.00</b>	<b>107,854,551.68</b>		<b>1.658</b>	<b>1,142</b>	<b>692</b>
<b>Treasury Discounts -Amortizing</b>											
912797FE2	5560	US Treasury Bill		01/18/2023	5,000,000.00	4,950,945.00	4,951,761.11	4.570	4.769	118	05/16/2023
912797FF9	5561	US Treasury Bill		01/24/2023	5,000,000.00	4,946,525.00	4,946,972.21	4.600	4.802	119	05/23/2023
<b>Subtotal and Average</b>			<b>9,881,539.57</b>		<b>10,000,000.00</b>	<b>9,897,470.00</b>	<b>9,898,733.32</b>		<b>4.785</b>	<b>118</b>	<b>79</b>
<b>Federal Agency Issues - Coupon</b>											
3133EJP60	5318	Federal Farm Credit Bank		01/23/2019	3,000,000.00	2,989,138.95	3,001,563.65	3.000	2.672	1,560	05/02/2023
3133ED2B7	5333	Federal Farm Credit Bank		02/01/2019	1,000,000.00	991,420.55	1,005,383.29	3.610	2.560	1,690	09/18/2023
3133EKLA2	5372	Federal Farm Credit Bank		05/15/2019	3,000,000.00	2,982,728.76	3,000,569.57	2.300	2.203	1,461	05/15/2023
3133EKLA2	5375	Federal Farm Credit Bank		05/24/2019	1,805,000.00	1,794,608.47	1,805,565.92	2.300	2.140	1,452	05/15/2023
3133EKP65	5380	Federal Farm Credit Bank		06/10/2019	3,000,000.00	2,951,598.87	3,003,257.70	2.125	1.903	1,548	09/05/2023

Portfolio SCVW  
AC  
PM (PRF\_PM2) 7.3.0

**Santa Clara Valley Water Dist.**  
**Portfolio Management**  
**Portfolio Details - Investments**  
**February 28, 2023**

CUSIP	Investment #	Issuer	Average Balance	Purchase Date	Par Value	Market Value	Book Value	Stated Rate	YTM 365	Days to Term Maturity	Maturity Date
<b>Federal Agency Issues - Coupon</b>											
3133EDBU5	5381	Federal Farm Credit Bank		06/10/2019	3,000,000.00	2,958,650.46	3,037,063.65	3.500	1.887	1,654	294 12/20/2023
3133EHN25	5382	Federal Farm Credit Bank		06/18/2019	3,000,000.00	2,942,031.27	3,005,538.46	2.200	1.910	1,597	245 11/01/2023
3133EKKU9	5383	Federal Farm Credit Bank		06/18/2019	3,000,000.00	2,942,500.74	3,007,878.99	2.300	1.899	1,604	252 11/08/2023
3133ECPM0	5385	Federal Farm Credit Bank		06/20/2019	4,596,000.00	4,569,711.52	4,598,822.50	2.125	1.814	1,425	75 05/15/2023
3133ECGU2	5386	Federal Farm Credit Bank		06/20/2019	5,000,000.00	5,000,000.00	5,000,000.00	2.120	1.791	1,350	0 03/01/2023
3133EKSJ7	5387	Federal Farm Credit Bank		06/26/2019	3,000,000.00	2,969,630.61	2,999,595.10	1.770	1.814	1,461	117 06/26/2023
3133EKPT7	5425	Federal Farm Credit Bank		11/22/2019	2,175,000.00	2,158,966.18	2,177,831.55	2.125	1.610	1,291	96 06/05/2023
3133ELEL4	5432	Federal Farm Credit Bank		12/19/2019	5,000,000.00	4,968,045.55	5,000,000.00	1.690	1.690	1,245	77 05/17/2023
3133ELNE0	5440	Federal Farm Credit Bank		02/27/2020	5,000,000.00	4,823,952.60	5,010,011.18	1.430	1.214	1,448	350 02/14/2024
3133ELQD9	5442	Federal Farm Credit Bank		03/04/2020	5,000,000.00	4,812,304.65	5,000,932.71	1.230	1.211	1,461	369 03/04/2024
3133ELQD9	5443	Federal Farm Credit Bank		03/04/2020	3,000,000.00	2,887,382.79	3,001,768.14	1.230	1.170	1,461	369 03/04/2024
3133ELQD9	5459	Federal Farm Credit Bank		08/06/2020	5,000,000.00	4,812,304.65	5,048,380.74	1.230	0.265	1,306	369 03/04/2024
3133EL3P7	5460	Federal Farm Credit Bank		08/12/2020	5,000,000.00	4,494,436.95	5,000,000.00	0.530	0.530	1,826	895 08/12/2025
3133ELQD9	5462	Federal Farm Credit Bank		08/07/2020	5,000,000.00	4,812,304.65	5,048,541.03	1.230	0.262	1,305	369 03/04/2024
3133EMJS2	5489	Federal Farm Credit Bank		12/09/2020	5,000,000.00	4,604,084.10	5,000,000.00	0.440	0.440	1,461	649 12/09/2024
3133EMSU7	5510	Federal Farm Credit Bank		03/09/2021	5,000,000.00	4,439,000.20	5,000,000.00	0.800	0.800	1,826	1,104 03/09/2026
3133EMYV8	5514	Federal Farm Credit Bank		05/11/2021	5,000,000.00	4,451,173.75	5,001,884.72	0.820	0.808	1,826	1,167 05/11/2026
3133ENPB0	5533	Federal Farm Credit Bank		02/16/2022	5,000,000.00	4,550,102.80	5,000,000.00	2.180	2.180	1,826	1,448 02/16/2027
3133EN5G1	5557	Federal Farm Credit Bank		12/28/2022	10,000,000.00	9,953,805.30	10,000,000.00	4.890	4.890	365	302 12/28/2023
3133EN6C9	5558	Federal Farm Credit Bank		01/18/2023	5,000,000.00	4,898,020.65	5,000,000.00	5.140	5.140	1,826	1,784 01/18/2028
3133XPKG8	5244	Federal Home Loan Bank		06/21/2018	5,000,000.00	4,999,402.95	5,002,208.95	4.750	2.848	1,723	9 03/10/2023
313383YJ4	5334	Federal Home Loan Bank		02/01/2019	2,000,000.00	1,980,621.00	2,007,935.26	3.375	2.560	1,680	191 09/08/2023
3130A3VC5	5374	Federal Home Loan Bank		05/24/2019	3,000,000.00	2,932,322.07	3,002,405.02	2.250	2.140	1,659	282 12/08/2023
3133834G3	5378	Federal Home Loan Bank		06/06/2019	3,000,000.00	2,976,639.90	3,001,428.23	2.125	1.942	1,464	100 06/09/2023
3130AAHE1	5390	Federal Home Loan Bank		06/24/2019	5,000,000.00	4,896,362.40	5,022,959.57	2.500	1.875	1,628	282 12/08/2023
3133834G3	5423	Federal Home Loan Bank		11/22/2019	3,000,000.00	2,976,639.90	3,004,098.04	2.125	1.607	1,295	100 06/09/2023
3133834G3	5424	Federal Home Loan Bank		11/22/2019	3,240,000.00	3,214,771.09	3,244,388.09	2.125	1.611	1,295	100 06/09/2023
3133834G3	5427	Federal Home Loan Bank		12/11/2019	1,000,000.00	992,213.30	1,001,179.43	2.125	1.677	1,276	100 06/09/2023
3130A3GE8	5466	Federal Home Loan Bank		08/26/2020	5,000,000.00	4,810,687.50	5,208,452.88	2.750	0.390	1,570	653 12/13/2024
3130AL2G8	5504	Federal Home Loan Bank		02/18/2021	10,000,000.00	8,839,019.70	10,000,000.00	0.600	0.600	1,826	1,085 02/18/2026
3130ALKL7	5507	Federal Home Loan Bank		03/25/2021	5,000,000.00	4,440,713.85	5,000,000.00	0.850	0.850	1,826	1,120 03/25/2026
3130ALKL7	5508	Federal Home Loan Bank		03/25/2021	5,000,000.00	4,440,713.85	5,000,000.00	0.850	0.850	1,826	1,120 03/25/2026
3130AM2K7	5513	Federal Home Loan Bank		04/28/2021	10,000,000.00	9,052,105.30	10,000,000.00	1.250	1.097	1,826	1,154 04/28/2026
3130AQM8	5524	Federal Home Loan Bank		01/26/2022	5,000,000.00	4,534,183.30	5,000,000.00	1.125	1.788	1,826	1,427 01/26/2027
3130AQT9	5530	Federal Home Loan Bank		02/28/2022	5,000,000.00	4,762,222.80	5,000,000.00	1.300	1.300	820	454 05/28/2024
3130ARKL4	5537	Federal Home Loan Bank		04/21/2022	5,000,000.00	4,796,409.95	5,000,000.00	2.250	3.614	1,826	1,512 04/21/2027

**Santa Clara Valley Water Dist.**  
**Portfolio Management**  
**Portfolio Details - Investments**  
**February 28, 2023**

CUSIP	Investment #	Issuer	Average Balance	Purchase Date	Par Value	Market Value	Book Value	Stated Rate	YTM 365	Days to Term Maturity	Maturity Date
<b>Federal Agency Issues - Coupon</b>											
3130ARQB0	5539	Federal Home Loan Bank		04/28/2022	5,000,000.00	4,848,394.65	5,000,000.00	2.375	3.353	1,096	789 04/28/2025
3130AUPR9	5562	Federal Home Loan Bank		01/30/2023	2,545,000.00	2,525,747.30	2,542,630.08	4.560	4.633	529	499 07/12/2024
3130AURL0	5563	Federal Home Loan Bank		02/13/2023	5,000,000.00	4,980,928.95	5,000,000.00	4.800	4.800	365	349 02/13/2024
3130A7PH2	5444	Federal Home Loan Bank-CN		02/28/2020	3,000,000.00	2,896,522.41	3,020,691.21	1.875	1.180	1,470	373 03/08/2024
3134GWND4	5461	Federal Home Loan Mortgage Cor		08/12/2020	5,000,000.00	4,513,989.25	5,000,000.00	0.600	0.600	1,826	895 08/12/2025
3134GWUY0	5476	Federal Home Loan Mortgage Cor		10/19/2020	6,698,000.00	6,160,107.06	6,698,000.00	0.400	0.400	1,533	670 12/30/2024
3134GW3W4	5477	Federal Home Loan Mortgage Cor		10/28/2020	5,000,000.00	4,621,337.55	5,000,000.00	0.410	0.410	1,461	607 10/28/2024
3134GW5Q5	5478	Federal Home Loan Mortgage Cor		10/29/2020	5,000,000.00	4,586,238.45	5,000,000.00	0.450	0.450	1,553	700 01/29/2025
3134GXBM5	5485	Federal Home Loan Mortgage Cor		12/01/2020	5,000,000.00	4,464,696.95	5,000,000.00	0.600	0.600	1,807	987 11/12/2025
3134GXFX7	5486	Federal Home Loan Mortgage Cor		12/16/2020	5,000,000.00	4,644,791.10	5,000,000.00	0.375	0.375	1,370	565 09/16/2024
3134GXHK3	5490	Federal Home Loan Mortgage Cor		12/24/2020	5,000,000.00	4,563,481.20	5,000,000.00	0.410	0.410	1,551	754 03/24/2025
3134GXJB1	5492	Federal Home Loan Mortgage Cor		12/28/2020	5,000,000.00	4,546,726.95	5,000,000.00	0.420	0.447	1,551	758 03/28/2025
3137EAEX3	5479	Fed Home Loan Mort Corp-CN		10/21/2020	5,000,000.00	4,493,069.70	4,989,247.67	0.375	0.460	1,798	937 09/23/2025
3137EAEU9	5498	Fed Home Loan Mort Corp-CN		01/27/2021	6,900,000.00	6,227,513.65	6,898,897.03	0.375	0.382	1,636	873 07/21/2025
3137EAEX3	5501	Fed Home Loan Mort Corp-CN		01/28/2021	1,000,000.00	898,613.94	999,361.48	0.375	0.400	1,699	937 09/23/2025
3135GOV34	5429	Fed Natl Mortgage Assoc		12/11/2019	5,000,000.00	4,873,203.35	5,035,669.14	2.500	1.700	1,517	341 02/05/2024
3136G4T52	5465	Fed Natl Mortgage Assoc		08/26/2020	4,050,000.00	3,702,501.17	4,050,000.00	0.520	0.520	1,644	727 02/25/2025
3135G04Z3	5488	Fed Natl Mortgage Assoc		12/09/2020	5,000,000.00	4,543,615.65	5,010,218.45	0.500	0.410	1,651	839 06/17/2025
3135GA2Z3	5491	Fed Natl Mortgage Assoc		12/10/2020	5,000,000.00	4,457,951.70	5,000,000.00	0.560	0.560	1,803	992 11/17/2025
3135G04Z3	5494	Fed Natl Mortgage Assoc		01/13/2021	5,000,000.00	4,543,615.65	5,002,264.50	0.500	0.480	1,616	839 06/17/2025
3135G05X7	5495	Fed Natl Mortgage Assoc		01/12/2021	5,000,000.00	4,497,652.00	4,987,716.24	0.375	0.475	1,686	908 08/25/2025
3135G06G3	5497	Fed Natl Mortgage Assoc		01/20/2021	4,900,000.00	4,392,591.53	4,905,125.34	0.500	0.461	1,752	982 11/07/2025
3135G04Z3	5502	Fed Natl Mortgage Assoc		02/04/2021	5,000,000.00	4,543,615.65	5,011,930.53	0.500	0.395	1,594	839 06/17/2025
3135G03U5	5506	Fed Natl Mortgage Assoc		02/26/2021	5,000,000.00	4,578,184.00	5,001,569.31	0.625	0.610	1,516	783 04/22/2025
3135G03U5	5511	Fed Natl Mortgage Assoc		03/05/2021	5,000,000.00	4,578,184.00	5,008,969.94	0.625	0.540	1,509	783 04/22/2025
3135G0K36	5520	Fed Natl Mortgage Assoc		08/27/2021	5,000,000.00	4,656,150.85	5,207,436.29	2.125	0.780	1,701	1,150 04/24/2026
3135G03U5	5548	Fed Natl Mortgage Assoc		06/22/2022	2,000,000.00	1,831,273.60	1,888,960.88	0.625	3.364	1,035	783 04/22/2025
3135G0U43	5341	FNMA Discount Notes		02/12/2019	3,000,000.00	2,963,685.36	3,004,903.49	2.875	2.546	1,673	195 09/12/2023
<b>Subtotal and Average</b>			<b>306,468,729.24</b>		<b>307,909,000.00</b>	<b>289,537,317.50</b>	<b>308,513,235.95</b>		<b>1.420</b>	<b>1,520</b>	<b>672</b>
<b>Negotiable CD's - Interest Bearing</b>											
79772FAF3	5445	San Francisco FCU		03/27/2020	240,000.00	221,470.56	240,000.00	1.100	1.094	1,826	757 03/27/2025
<b>Subtotal and Average</b>			<b>240,000.00</b>		<b>240,000.00</b>	<b>221,470.56</b>	<b>240,000.00</b>		<b>1.094</b>	<b>1,826</b>	<b>757</b>

**Santa Clara Valley Water Dist.  
Portfolio Management  
Portfolio Details - Investments  
February 28, 2023**

CUSIP	Investment #	Issuer	Average Balance	Purchase Date	Par Value	Market Value	Book Value	Stated Rate	YTM 365	Days to Term Maturity	Maturity Date
<b>LAIF</b>											
SYS88-0237LAIF	88-0237LAIF	Local Agency Investment Fund			73,674,162.64	73,674,162.64	73,674,162.64	2.070	2.070	1	1
<b>Subtotal and Average</b>			<b>73,674,162.64</b>		<b>73,674,162.64</b>	<b>73,674,162.64</b>	<b>73,674,162.64</b>	<b>2.070</b>	<b>2.070</b>	<b>1</b>	<b>1</b>
<b>Medium Term Notes</b>											
037833DX5	5505	Apple Inc		02/23/2021	2,000,000.00	1,803,079.24	1,994,458.18	0.550	0.664	1,639	903 08/20/2025
478160BT0	5350	Johnson & Johnson		03/05/2019	2,000,000.00	2,000,000.00	2,000,000.00	2.050	2.697	1,457	0 03/01/2023
<b>Subtotal and Average</b>			<b>3,993,839.41</b>		<b>4,000,000.00</b>	<b>3,803,079.24</b>	<b>3,994,458.18</b>	<b>1.682</b>	<b>1.548</b>	<b>451</b>	
<b>Money Market Account</b>											
23380W523	4102	Daily Income US Gov MMF			41,054,546.33	41,054,546.33	41,054,546.33	3.890	3.890	1	1
<b>Subtotal and Average</b>			<b>43,005,250.75</b>		<b>41,054,546.33</b>	<b>41,054,546.33</b>	<b>41,054,546.33</b>	<b>3.890</b>	<b>3.890</b>	<b>1</b>	<b>1</b>
<b>TimeCD_Deposit Account</b>											
SYS5317	5317	Excite CU FKA Alliance CU			0.00	0.00	0.00	2.240	2.240	1	1
SYS5311	5311	Bank of San Francisco			237,634.97	237,634.97	237,634.97	0.880	0.880	1	1
SYS5481	5481	Bank of San Francisco			14,147,681.99	14,147,681.99	14,147,681.99	0.449	0.449	1	1
SYS5540	5540	Bank of San Francisco			4,033,905.06	4,033,905.06	4,033,905.06	1.242	1.242	1	1
SYS5309	5309	Community Bank of the Bay			250,000.00	250,000.00	250,000.00	1.050	1.050	1	1
SYS5371	5371	Community Bank of the Bay			5,187,072.49	5,187,072.49	5,187,072.49	0.500	0.500	1	1
SYS4912	4912	Deposit Account			41,190,762.03	41,190,762.03	41,190,762.03	0.050	0.050	1	1
SYS5398	5398	Meriwest Credit Union			5,157,306.18	5,157,306.18	5,157,306.18	3.150	3.150	1	1
SYS5556	5556	Provident Credit Union		07/28/2022	232,743.22	232,743.22	232,743.22	2.018	2.018	1	1
SYS5310	5310	Technology Credit Union			237,828.63	237,828.63	237,828.63	1.000	1.000	1	1
SYS5369	5369	Technology Credit Union			15,655,347.35	15,655,347.35	15,655,347.35	2.480	2.480	1	1
SYS5553	5553	Union Bank (NIB)			10,485,009.00	10,485,009.00	10,485,009.00	0.000	0.000	1	1
<b>Subtotal and Average</b>			<b>103,010,079.14</b>		<b>96,815,290.92</b>	<b>96,815,290.92</b>	<b>96,815,290.92</b>	<b>0.746</b>	<b>0.746</b>	<b>1</b>	<b>1</b>
<b>Supranational</b>											
4581X0DL9	5517	Inter-American Dev't Bank		05/20/2021	2,000,000.00	1,843,440.00	2,011,153.14	0.875	0.604	1,414	764 04/03/2025
4581X0DK1	5503	INTERAMERI DEV		02/05/2021	3,000,000.00	2,819,670.00	3,081,953.27	1.750	0.396	1,498	744 03/14/2025
459058GL1	5290	INTL BK RECON & DEVELOP		12/03/2018	3,000,000.00	2,961,991.41	3,000,705.67	3.000	2.955	1,759	210 09/27/2023
459058JL8	5518	INTL BK RECON & DEVELOP		05/24/2021	2,000,000.00	1,795,240.00	1,986,971.83	0.500	0.750	1,618	972 10/28/2025
45950VPT7	5509	INTL FINANCE CORP		03/15/2021	5,000,000.00	4,492,040.25	5,000,000.00	0.500	0.500	1,826	1,110 03/15/2026
<b>Subtotal and Average</b>			<b>15,082,580.55</b>		<b>15,000,000.00</b>	<b>13,912,381.66</b>	<b>15,080,783.91</b>	<b>1.014</b>	<b>1.663</b>	<b>792</b>	

**Santa Clara Valley Water Dist.  
Portfolio Management  
Portfolio Details - Investments  
February 28, 2023**

CUSIP	Investment #	Issuer	Average Balance	Purchase Date	Par Value	Market Value	Book Value	Stated Rate	YTM 365	Days to Term Maturity	Maturity Date
<b>Municipal Bonds</b>											
54438CYK2	5484	Los Angeles Community College		11/10/2020	1,000,000.00	908,460.00	1,000,000.00	0.773	0.773	1,725	884 08/01/2025
010878AS5	5541	County of Alameda		05/26/2022	500,000.00	488,630.00	515,928.70	4.000	3.000	1,528	1,249 08/01/2026
127109QA7	5402	Cabrillo Comnt		10/08/2019	1,230,000.00	1,179,963.60	1,230,000.00	2.034	2.034	1,759	519 08/01/2024
13067WSW3	5542	CA Department Water Resources		05/26/2022	440,000.00	383,077.20	405,061.83	1.051	3.350	1,650	1,371 12/01/2026
13067WRC8	5545	CA Department Water Resources		05/27/2022	500,000.00	447,975.00	471,357.36	0.790	3.000	1,284	1,006 12/01/2025
13034AL65	5487	CA Infrastructure & Econ Dev		12/17/2020	1,250,000.00	1,124,975.00	1,250,000.00	0.765	0.765	1,749	945 10/01/2025
357172B79	5515	Fremont Unified High Sch Dstt		05/26/2021	100,000.00	90,817.00	100,000.00	0.845	0.845	1,528	884 08/01/2025
357172B61	5516	Fremont Unified High Sch Dstt		05/26/2021	750,000.00	706,590.00	750,000.00	0.553	0.553	1,163	519 08/01/2024
368079HT9	5364	Gavilan Joint Community CLG-A1		04/18/2019	400,000.00	396,044.00	400,000.00	2.620	2.619	1,566	153 08/01/2023
368079KB4	5471	Gavilan Joint Community CLG-A1		10/15/2020	750,000.00	736,237.50	750,000.00	0.524	0.524	1,020	153 08/01/2023
368079KC2	5472	Gavilan Joint Community CLG-A1		10/15/2020	600,000.00	565,356.00	600,000.00	0.739	0.739	1,386	519 08/01/2024
376087FY3	5414	Gilroy USD		10/31/2019	600,000.00	591,900.00	600,000.00	1.793	1.793	1,370	153 08/01/2023
376087FZ0	5415	Gilroy USD		10/31/2019	550,000.00	526,449.00	550,000.00	1.833	1.833	1,736	519 08/01/2024
54465AGP1	5368	LA County Redev Agency		04/22/2019	1,750,000.00	1,722,875.00	1,746,038.91	2.000	2.480	1,593	184 09/01/2023
530319SK9	5468	Liberty Union HSD		10/07/2020	800,000.00	753,368.00	800,000.00	0.650	0.643	1,394	519 08/01/2024
530319SL7	5469	Liberty Union HSD		10/07/2020	825,000.00	748,250.25	825,000.00	0.760	0.760	1,759	884 08/01/2025
542411NJ8	5413	Long Beach Community College		10/23/2019	2,500,000.00	2,393,150.00	2,500,000.00	1.803	1.803	1,744	519 08/01/2024
56781RJG3	5329	Marin CCD GO-B1		02/07/2019	600,000.00	594,930.00	600,000.00	2.895	2.895	1,636	153 08/01/2023
677765GV5	5401	Ohlone Community College		09/26/2019	2,000,000.00	1,916,120.00	2,000,000.00	1.814	1.814	1,771	519 08/01/2024
677765GW3	5480	Ohlone Community College		10/22/2020	2,865,000.00	2,679,892.35	2,951,652.00	1.975	0.700	1,744	884 08/01/2025
799306QJ7	5417	San Rafael CA Elem Sch Dist		11/13/2019	1,000,000.00	987,270.00	1,000,000.00	1.865	1.865	1,357	153 08/01/2023
801546QV7	5519	Cnty Santa Clara		07/28/2021	1,770,000.00	1,656,507.60	1,818,256.60	2.000	0.850	1,465	884 08/01/2025
79773KDC5	5512	SF City and County GO Bonds		03/30/2021	830,000.00	745,912.70	830,000.00	0.728	0.728	1,538	837 06/15/2025
798186N81	5493	San Jose Unified Sch District		01/20/2021	1,000,000.00	901,930.00	1,000,000.00	0.558	0.558	1,654	884 08/01/2025
798186N81	5546	San Jose Unified Sch District		05/31/2022	405,000.00	365,281.65	381,649.09	0.558	3.080	1,158	884 08/01/2025
802498UG8	5411	Santa Monica-Malibu USD		11/06/2019	650,000.00	641,160.00	650,000.00	1.669	1.669	1,364	153 08/01/2023
802498UH6	5412	Santa Monica-Malibu USD		11/06/2019	500,000.00	478,605.00	500,000.00	1.719	1.719	1,730	519 08/01/2024
835569GR9	5416	Sonoma County CA Jnr Clg Dist		11/12/2019	1,000,000.00	960,740.00	1,000,000.00	2.061	2.061	1,724	519 08/01/2024
799408Z85	5475	SAN RAMON VALLEY UNIFIED		10/20/2020	1,700,000.00	1,544,212.00	1,700,000.00	0.740	0.740	1,746	884 08/01/2025
799408Z93	5543	SAN RAMON VALLEY UNIFIED		05/26/2022	390,000.00	345,403.50	360,835.51	1.034	3.400	1,528	1,249 08/01/2026
91412HEX7	5353	University of California		03/19/2019	600,000.00	597,150.00	600,000.00	2.657	2.657	1,518	75 05/15/2023
91412GQF5	5365	University of California		05/15/2019	500,000.00	487,945.00	501,714.30	2.900	2.595	1,827	441 05/15/2024
91412GQE8	5370	University of California		05/01/2019	1,565,000.00	1,557,847.95	1,565,728.79	2.750	2.510	1,475	75 05/15/2023
923040GU7	5409	Ventura Cnty Comm College Dist		10/31/2019	1,000,000.00	958,300.00	1,000,000.00	1.800	1.800	1,736	519 08/01/2024
923040GT0	5410	Ventura Cnty Comm College Dist		10/31/2019	1,250,000.00	1,233,412.50	1,250,000.00	1.750	1.750	1,370	153 08/01/2023
923078CV9	5544	Ventura Cnty CA Public Fin		05/26/2022	990,000.00	899,791.20	942,218.35	1.323	3.250	1,255	976 11/01/2025

**Santa Clara Valley Water Dist.  
Portfolio Management  
Portfolio Details - Investments  
February 28, 2023**

CUSIP	Investment #	Issuer	Average Balance	Purchase Date	Par Value	Market Value	Book Value	Stated Rate	YTM 365	Days to Term Maturity	Maturity Date
<b>Municipal Bonds</b>											
93974D5Q7	5279	Washington State GO Bond		10/01/2018	2,000,000.00	1,984,200.00	1,999,187.93	3.030	3.136	1,765	153 08/01/2023
<b>Subtotal and Average</b>			<b>37,144,617.97</b>		<b>37,160,000.00</b>	<b>35,300,729.00</b>	<b>37,144,629.37</b>		<b>1.691</b>	<b>1,594</b>	<b>567</b>
<b>Total and Average</b>			<b>700,335,279.86</b>		<b>694,852,999.89</b>	<b>665,933,656.85</b>	<b>694,270,392.30</b>		<b>1.633</b>	<b>986</b>	<b>458</b>



**Santa Clara Valley Water Dist.**  
**Transaction Activity Report**  
**February 1, 2023 - February 28, 2023**  
**Sorted by Transaction Date - Transaction Date**  
**All Funds**

SANTA CLARA VALLEY WATER  
 5750 Almaden Expressway  
 San Jose, San Jose, Ca 951  
 (408)265-2607

Investment #	Fund	CUSIP	Inv Descrip	TransactionType	TransactionDate	MaturityDate	RedemptionType	New Principal	Principal Paydowns	Interest	Total Cash
4102	82	23380W523	Money Market Fund	Purchase	02/01/2023			134,894.71			-134,894.71
4102	82	23380W523	Money Market Fund	Purchase	02/01/2023			10,000.00			-10,000.00
4102	82	23380W523	Money Market Fund	Purchase	02/01/2023			12,509.10			-12,509.10
4102	82	23380W523	Money Market Fund	Purchase	02/01/2023			2,073.75			-2,073.75
4102	82	23380W523	Money Market Fund	Purchase	02/01/2023			422.50			-422.50
4102	82	23380W523	Money Market Fund	Purchase	02/01/2023			5,240.00			-5,240.00
4102	82	23380W523	Money Market Fund	Purchase	02/01/2023			1,965.00			-1,965.00
4102	82	23380W523	Money Market Fund	Purchase	02/01/2023			2,217.00			-2,217.00
4102	82	23380W523	Money Market Fund	Purchase	02/01/2023			5,379.00			-5,379.00
4102	82	23380W523	Money Market Fund	Purchase	02/01/2023			5,040.75			-5,040.75
4102	82	23380W523	Money Market Fund	Purchase	02/01/2023			2,600.00			-2,600.00
4102	82	23380W523	Money Market Fund	Purchase	02/01/2023			3,135.00			-3,135.00
4102	82	23380W523	Money Market Fund	Purchase	02/01/2023			22,537.50			-22,537.50
4102	82	23380W523	Money Market Fund	Purchase	02/01/2023			3,865.00			-3,865.00
4102	82	23380W523	Money Market Fund	Purchase	02/01/2023			8,685.00			-8,685.00
4102	82	23380W523	Money Market Fund	Purchase	02/01/2023			18,140.00			-18,140.00
4102	82	23380W523	Money Market Fund	Purchase	02/01/2023			28,291.88			-28,291.88
4102	82	23380W523	Money Market Fund	Purchase	02/01/2023			3,919.95			-3,919.95
4102	82	23380W523	Money Market Fund	Purchase	02/01/2023			9,325.00			-9,325.00
4102	82	23380W523	Money Market Fund	Purchase	02/01/2023			6,290.00			-6,290.00
4102	82	23380W523	Money Market Fund	Purchase	02/01/2023			2,016.30			-2,016.30
4102	82	23380W523	Money Market Fund	Purchase	02/01/2023			17,700.00			-17,700.00
4102	82	23380W523	Money Market Fund	Purchase	02/01/2023			5,424.25			-5,424.25
4102	82	23380W523	Money Market Fund	Purchase	02/01/2023			4,297.50			-4,297.50
4102	82	23380W523	Money Market Fund	Purchase	02/01/2023			10,305.00			-10,305.00
4102	82	23380W523	Money Market Fund	Purchase	02/01/2023			10,937.50			-10,937.50
4102	82	23380W523	Money Market Fund	Purchase	02/01/2023			9,000.00			-9,000.00
4102	82	23380W523	Money Market Fund	Purchase	02/01/2023			30,300.00			-30,300.00
5279	82	93974D5Q7	WA GO 3.03% MAT	Interest	02/01/2023	08/01/2023				30,300.00	30,300.00
5329	82	56781RJG3	MARIN 2.895% MAT	Interest	02/01/2023	08/01/2023				8,685.00	8,685.00
5364	82	368079HT9	GAVILAN CALIF JT	Interest	02/01/2023	08/01/2023				5,240.00	5,240.00
5401	82	677765GV5	OHLONE 1.814%	Interest	02/01/2023	08/01/2024				18,140.00	18,140.00
5402	82	127109QA7	CABRIL 100.% MAT	Interest	02/01/2023	08/01/2024				12,509.10	12,509.10
5409	82	923040GU7	VENTUR 100.% MAT	Interest	02/01/2023	08/01/2024				9,000.00	9,000.00
5410	82	923040GT0	VENT C 1.75% MAT	Interest	02/01/2023	08/01/2023				10,937.50	10,937.50



**Santa Clara Valley Water Dist.**  
**Transaction Activity Report**  
 Sorted by Transaction Date - Transaction Date

Investment #	Fund	CUSIP	Inv Descrip	TransactionType	TransactionDate	MaturityDate	RedemptionType	New Principal	Principal Paydowns	Interest	Total Cash
5411	82	802498UG8	SMCSCD 1.669%	Interest	02/01/2023	08/01/2023				5,424.25	5,424.25
5412	82	802498UH6	SANTA	Interest	02/01/2023	08/01/2024				4,297.50	4,297.50
5413	82	542411NJ8	LONHGR 1.803%	Interest	02/01/2023	08/01/2024				22,537.50	22,537.50
5414	82	376087FY3	GILSCD 1.793% MAT	Interest	02/01/2023	08/01/2023				5,379.00	5,379.00
5415	82	376087FZ0	GILROY CALIF UNI	Interest	02/01/2023	08/01/2024				5,040.75	5,040.75
5416	82	835569GR9	SONOMA 2.061%	Interest	02/01/2023	08/01/2024				10,305.00	10,305.00
5417	82	799306QJ7	RAFAEL 1.865% MAT	Interest	02/01/2023	08/01/2023				9,325.00	9,325.00
5468	82	530319SK9	LIBHSD 0.65% MAT	Interest	02/01/2023	08/01/2024				2,600.00	2,600.00
5469	82	530319SL7	LIBERTY CALIF UN	Interest	02/01/2023	08/01/2025				3,135.00	3,135.00
5471	82	368079KB4	GAVILAN CALIF JT	Interest	02/01/2023	08/01/2023				1,965.00	1,965.00
5472	82	368079KC2	GAVILAN CALIF JT	Interest	02/01/2023	08/01/2024				2,217.00	2,217.00
5475	82	799408Z85	SAN RAMON	Interest	02/01/2023	08/01/2025				6,290.00	6,290.00
5480	82	677765GW3	OHLONE CALIF	Interest	02/01/2023	08/01/2025				28,291.88	28,291.88
5484	82	54438CYK2	LOS ANGELES	Interest	02/01/2023	08/01/2025				3,865.00	3,865.00
5493	82	798186N81	SJUSD 0.558% MAT	Interest	02/01/2023	08/01/2025				2,790.00	2,790.00
5515	82	357172B79	FREMONT CALIF UN	Interest	02/01/2023	08/01/2025				422.50	422.50
5516	82	357172B61	FUHSO 0.553% MAT	Interest	02/01/2023	08/01/2024				2,073.75	2,073.75
5519	82	801546QV7	SANTA CLARA CNTY	Interest	02/01/2023	08/01/2025				17,700.00	17,700.00
5541	82	010878AS5	ALAMEDA CNTY	Interest	02/01/2023	08/01/2026				10,000.00	10,000.00
5543	82	799408Z93	SAN RAMON	Interest	02/01/2023	08/01/2026				2,016.30	2,016.30
5546	82	798186N81	SJUSD 0.558% MAT	Interest	02/01/2023	08/01/2025				1,129.95	1,129.95
4102	82	23380W523	Money Market Fund	Interest	02/01/2023					134,894.71	134,894.71
<b>Totals for 02/01/2023</b>								<b>376,511.69</b>		<b>376,511.69</b>	<b>0.00</b>
4102	82	23380W523	Money Market Fund	Purchase	02/03/2023			14,500.00			-14,500.00
4102	82	23380W523	Money Market Fund	Purchase	02/03/2023			1,000,000.00			-1,000,000.00
5403	82	3133EJWA3	FEDERAL FARM CR	Redemption	02/03/2023	02/03/2023	Maturity		1,000,000.00		1,000,000.00
5403	82	3133EJWA3	FEDERAL FARM CR	Interest	02/03/2023	02/03/2023				14,500.00	14,500.00
<b>Totals for 02/03/2023</b>								<b>1,014,500.00</b>	<b>1,000,000.00</b>	<b>14,500.00</b>	<b>0.00</b>
4102	82	23380W523	Money Market Fund	Purchase	02/06/2023			62,500.00			-62,500.00
5429	82	3135G0V34	FEDERAL NATL MTG	Interest	02/06/2023	02/05/2024				62,500.00	62,500.00
<b>Totals for 02/06/2023</b>								<b>62,500.00</b>		<b>62,500.00</b>	<b>0.00</b>
5563	82	3130AURL0	FEDERAL HOME	Purchase	02/13/2023	02/13/2024		5,000,000.00			-5,000,000.00
4102	82	23380W523	Money Market Fund	Purchase	02/13/2023			13,250.00			-13,250.00
4102	82	23380W523	Money Market Fund	Purchase	02/13/2023			15,000.00			-15,000.00
4102	82	23380W523	Money Market Fund	Redemption	02/13/2023				5,000,000.00		5,000,000.00
5460	82	3133EL3P7	FEDERAL FARM CR	Interest	02/13/2023	08/12/2025				13,250.00	13,250.00
5461	82	3134GWND4	FEDERAL HOME LN	Interest	02/13/2023	08/12/2025				15,000.00	15,000.00
<b>Totals for 02/13/2023</b>								<b>5,028,250.00</b>	<b>5,000,000.00</b>	<b>28,250.00</b>	<b>0.00</b>

**Santa Clara Valley Water Dist.**  
**Transaction Activity Report**  
**Sorted by Transaction Date - Transaction Date**

Investment #	Fund	CUSIP	Inv Descrip	TransactionType	TransactionDate	MaturityDate	RedemptionType	New Principal	Principal Paydowns	Interest	Total Cash
4102	82	23380W523	Money Market Fund	Purchase	02/14/2023			35,750.00			-35,750.00
5440	82	3133ELNE0	FEDERAL FARM CR	Interest	02/14/2023	02/14/2024				35,750.00	35,750.00
<b>Totals for 02/14/2023</b>								<b>35,750.00</b>		<b>35,750.00</b>	<b>0.00</b>
4102	82	23380W523	Money Market Fund	Purchase	02/16/2023			54,500.00			-54,500.00
5533	82	3133ENPB0	FEDERAL FARM CR	Interest	02/16/2023	02/16/2027				54,500.00	54,500.00
<b>Totals for 02/16/2023</b>								<b>54,500.00</b>		<b>54,500.00</b>	<b>0.00</b>
4102	82	23380W523	Money Market Fund	Purchase	02/21/2023			5,500.00			-5,500.00
4102	82	23380W523	Money Market Fund	Purchase	02/21/2023			30,000.00			-30,000.00
5504	82	3130AL2G8	FEDERAL HOME	Interest	02/21/2023	02/18/2026				30,000.00	30,000.00
5505	82	037833DX5	AAPL 0.55% MAT	Interest	02/21/2023	08/20/2025				5,500.00	5,500.00
<b>Totals for 02/21/2023</b>								<b>35,500.00</b>		<b>35,500.00</b>	<b>0.00</b>
4102	82	23380W523	Money Market Fund	Purchase	02/27/2023			7,083.33			-7,083.33
4102	82	23380W523	Money Market Fund	Purchase	02/27/2023			9,375.00			-9,375.00
4102	82	23380W523	Money Market Fund	Purchase	02/27/2023			10,530.00			-10,530.00
4102	82	23380W523	Money Market Fund	Purchase	02/27/2023			224.22			-224.22
5445	82	79772FAF3	SF FCU 1.1% MAT	Interest	02/27/2023	03/27/2025				224.22	224.22
5465	82	3136G4T52	FEDERAL NATL MTG	Interest	02/27/2023	02/25/2025				10,530.00	10,530.00
5495	82	3135G05X7	FEDERAL NATL MTG	Interest	02/27/2023	08/25/2025				9,375.00	9,375.00
5507	82	3130ALKL7	FEDERAL HOME	Interest	02/27/2023	03/25/2026				3,541.66	3,541.66
5508	82	3130ALKL7	FEDERAL HOME	Interest	02/27/2023	03/25/2026				3,541.67	3,541.67
<b>Totals for 02/27/2023</b>								<b>27,212.55</b>		<b>27,212.55</b>	<b>0.00</b>
<b>Grand Total</b>								<b>6,634,724.24</b>	<b>6,000,000.00</b>	<b>634,724.24</b>	<b>0.00</b>



**Santa Clara Valley Water Dist.  
Purchases Report  
Sorted by Fund - Fund  
February 1, 2023 - February 28, 2023**

SANTA CLARA VALLEY WATER  
5750 Almaden Expressway  
San Jose, San Jose, Ca 951  
(408)265-2607

CUSIP	Investment #	Fund	Sec. Type	Issuer	Original Par Value	Purchase Date	Payment Periods	Principal Purchased	Accrued Interest at Purchase	Rate at Purchase	Maturity Date	YTM	Ending Book Value
<b>Treasury Management Fund</b>													
3130AURL0	5563	82	FAC	FHLB	5,000,000.00	02/13/2023	08/13 - 02/13	5,000,000.00		4.800	02/13/2024	4.800	5,000,000.00
				<b>Subtotal</b>	<b>5,000,000.00</b>			<b>5,000,000.00</b>	<b>0.00</b>				<b>5,000,000.00</b>
				<b>Total Purchases</b>	<b>5,000,000.00</b>			<b>5,000,000.00</b>	<b>0.00</b>				<b>5,000,000.00</b>



# MEMORANDUM

FC 14 (02-08-19)

**TO:** Board of Directors

**FROM:** Michele King,  
Clerk of the Board

**SUBJECT:** 3/14/23 Board Agenda Item 2.8 – Additional  
Emails Received

**DATE:** 3/15/23

---

The Board received additional form emails from constituents regarding 3/14/23 Board Agenda item 2.8 - Monthly Drought Emergency Response and Water Supply Update.

Attached to this memo are a copy of the email and the list of constituents who submitted emails after the cut off for the Board meeting.

## Michele King

---

**From:** Board of Directors  
**Subject:** FW: Agenda Item 2.8 March 14 meeting - respectful request to remove the drought mandate

**\*\*\* This email originated from outside of Valley Water. Do not click links or open attachments unless you recognize the sender and know the content is safe. \*\*\***

Dear Valley Water Board,

I am writing to express my concerns regarding agenda item 2.8 on your upcoming March 14th meeting, which pertains to the Monthly Drought Emergency Response and Water Supply Update (File #: 23-0114). Given the recent record-breaking rainfall and especially, the above-average snowpack in the Sierras, I respectfully request that you remove the drought mandate and urge the San Jose Water Company to eliminate the drought surcharge through a CPUC filing.

According to reports, this has been the 13th wettest January in the past 129 years in our county, and our reservoirs in Northern California have benefited greatly from this precipitation. Furthermore, NBC news' Damian Trujillo has reported that Valley Water has been strategically releasing water from reservoirs in preparation for future storms, which is why the county's reservoir capacity currently stands at only 50%. While we all will continue to conserve water this summer, I request that the June 9, 2021 15% reduction in water usage be changed from "mandatory" to "recommended." As a long-time resident, I fully support water conservation efforts, including the conversion of my front yard to low water in 2017 at a significant expense. However, the current mandate has unfortunately allowed San Jose Water Company to impose a surcharge that directly feeds into their profits. The result is a spike in our water bills that is not sustainable and puts a strain on our finances. My water bills this year have been far in excess of previous bills for 30% less water. San Jose Water Company's relentless rate increases and the surcharge resulting from the drought mandate have significantly increased their profits despite our successful efforts in water conservation. San Jose Water Company's annual income in 2020 was \$60.4 million, and it increased to \$61 million in 2021, a staggering increase from the \$20 million baseline between 2010-2013.

As a resident of Santa Clara County, I urge you to prioritize the well-being of the community and remove the mandate. Thank you for your attention to this matter.

March 14, 2023 Santa Clara Valley Water District

Board of Directors Meeting

Agenda Item 2.8 - Log of additional emails received after 3/14/23 Board Meeting

Daniel and Carolyn Rhoads

Narayan Mani

Billy Jackskin

Howard Chen

Robert Hickie

Elena Baryshnikova

Judy Shanley

Michael Tehranian

Bryan Young

Jonathan Liu

Yong Kim

Corinna Fu

Prijesh Patel

Daryl Petersen

Jun Xie

Susan LeClair

Jun Xie

Vinh Dao

Usah Rajgopal

Sandhya Narayan

Ilya Stomakhin

Patrick Gannon

John Lee

Stephen Neubauer

# **INCOMING BOARD CORRESPONDENCE**

**Report Name: Correspondence (open)**

Correspond No	Rec'd By District	Rec'd By COB	Letter To	Letter From	Description	Disposition	BAO/Chief	Staff	Draft Response Due Date	Draft Response Submitted	Writer Ack. Sent	Final Response Due Date
C-23-0030	01/18/23	01/18/23	All	STEPHEN QUAN	Email from Stephen Quan, to the Board of Directors, dated 01/18/23, regarding Dam Levels and the Drought.	Refer to Staff	Baker	Williams	01/26/23	01/31/23	n/a	02/01/23
C-23-0045	02/23/23	02/24/23	All	MELISSA MALLORY	EMail from Melissa Mallory regarding unhouse along Los Gatos Creek Trail.	Refer to Staff	Blank	Yerrapot u Codiann e	03/04/23	03/03/23	n/a	03/10/23
C-23-0049	02/28/23	03/01/23	All	DON HALSEY	Email from Don Halsey to the Board requesting that the ponds at the Blackberry Farm golf course be filled.	Refer to Staff	Baker	Williams	03/09/23		n/a	03/15/23
C-23-0055	03/07/23	03/08/23	All	MATTHEW QUEVEDO	Email from Matthew Quenvedo from Mayor Matt Mahan's Office, to the Board, regarding graffiti at the perk pond located at Almaden and 85.	Refer to Staff	Gibson	Lugo	03/16/23	03/14/23	n/a	03/22/23
C-23-0059	03/07/23	03/07/23	Varela	MELANIE RENNER	Email from Melanie Renner to Chair Varela regarding concerns for the poorly run project in front of business at 40 E. Luchessa Ave, Gilroy.	Refer to Staff	Hakes	Baker Aryee	03/15/23	03/14/23	n/a	03/21/23
C-23-0062	03/10/23	03/10/23	All	KELLY LOCKE	Email from Kelly Locke regarding debri on the banks of Los Gatos Creek causing issue with a raw sewer line.	Refer to Staff	Blank	Yerrapot u Codiann e	03/18/23	03/15/23	n/a	03/24/23
C-23-0063	03/14/23	03/15/23	Varela	JOHN GOLDSTEIN	Email from John Goldstein to Chair Varela regarding fence replacement shared by Valley Water and neighbor at 2660 Aborn Rd.	Refer to Staff	Yerrapot u	Codiann e	03/23/23		n/a	03/29/23