



SANTA CLARA VALLEY WATER DISTRICT

NON-AGENDA

November 22, 2024

Board Policy EL-7 Communication and Support to the Board
The BAOs shall inform and support the Board in its work.

Page	<u>CEO BULLETIN & NEWSLETTERS</u>
3	CEO Bulletin: 11/21/24
	<u>BOARD MEMBER REQUESTS & INFORMATIONAL ITEMS</u>
7	BMR/IBMR Weekly Reports: 11/20/24
8	Memo from Tony Ndah, Deputy Administrative Officer to Director Beall, dated 11/05/24, providing information regarding ADA compliance for Valley Water facilities projects.
9	Memo from Darin Taylor, Chief Financial Officer to the board, dated 11/14/24, providing a summary of monthly report of investments, 2024.
	<u>INCOMING BOARD CORRESPONDENCE</u>
26	Board Correspondence Weekly Report: 11/20/24
29	Email from Ondine Burke to the board, dated 11/13/24, requesting support with unhoused encampments damaging Homeridge Park in Santa Clara. C-24-0267
30	Email from Laurie Alaimo to the board, dated 11/14/24, reporting dumping at Coyote Creek along Shallenberger Dr in Sa/n Jose. C-24-0268
32	Email from Mary Dunn to the board, dated 11/18/24, following up on an email she sent Valley Water regarding a leaning tree on the Creek bank on Matadero Avenue in Palo Alto. C-24-0269

CEO BULLETIN

To: Board of Directors
From: Rick L. Callender, CEO

Weeks of November 08, 2024 – November 21, 2024

Board Executive Limitation Policy EL-7:

The Board Appointed Officers shall inform and support the Board in its work. Further, a BAO shall 1) inform the Board of relevant trends, anticipated adverse media coverage, or material external and internal changes, particularly changes in the assumptions upon which any Board policy has previously been established and 2) report in a timely manner an actual or anticipated noncompliance with any policy of the Board.

Item	IN THIS ISSUE
<u>1</u>	Little Arthur Creek Dam Removal Project (SMP Mitigation)
<u>2</u>	<u>Keegan</u> Who cleans up the McKelvey baseball field if it is used as a flood detention basin? R-24-0012
<u>3</u>	<u>Santos</u> Why is Alviso in the FEMA's mandatory flood-insurance purchase zone, also known as the FEMA-designated Special Flood Hazard Area (SFHA), when other nearby communities are not? What can Valley Water do to remove Alviso from the FEMA SFHA designation? IBMR-24-0017

1. Little Arthur Creek Dam Removal Project (SMP Mitigation)

A small defunct dam and steep pass fish ladder on Little Arthur Creek (known as Pickell's Dam) was removed for mitigation credit for the Stream Maintenance Program (SMP). The project was implemented in late September through early October 2024. Mitigation credit will be applied to SMP Renewal (SMP-3) for impacts to Pajaro Basin for 2027-2036. Credits include 1) fisheries habitat credits [Large Woody Debris, Coarse Gravel, and Instream Complexity]; 2) hardscape; and 3) riverine credits [bank repair] for enhancement of system processes. The removal of the dam, that is over 100 years old, provides access to ~3.5 miles of high-quality spawning and rearing habitat for South Central California Coast Steelhead. The removal also allows for a more natural state of stream processes by allowing habitat feature formation that was previously impacted by the full spanning concrete structure.

The project construction was completed on private property under a non-consultant agreement with Trout Unlimited; where Valley Water provided training, funding, permitting, and oversight for project implementation. Trout Unlimited completed the designs through a California Department of Fish and Wildlife (CDFW) grant at no cost to Valley Water, gained landowner access, and managed subcontractors. Project partners and supporters included: Amah Mutsun Tribe, National Marine Fisheries Service, CDFW, and various fisheries stakeholder groups.

The project's success will be monitored by Valley Water's SMP Team over the next five years following construction as part of mitigation monitoring for the SMP. Valley Water's environmental staff believe this is a good model to follow for future projects, identifying strategies to implement mitigation/restoration projects that are cost effective, beneficial to the ecosystem, and meaningful to the community/stakeholders.

For further information, please contact Jennifer Codianne at (408) 630-3876.

2. **Keegan**

**Who cleans up the McKelvey baseball field if it is used as a flood detention basin?
R-24-0012**

Valley Water is responsible for the cleanup of McKelvey Park (baseball field) detention basin following a flood event which flood waters from Permanente Creek are routed into said basin. This responsibility is in Section 4.2 (Duties of the District) of the "Amended and Restated Agreement Between Santa Clara Valley Water District and the City of Mountain View for the Operation and Maintenance of a Detention Basin and Related Improvements at McKelvey Park."

Section 4.2 is as follows:

4.2 Duties of the DISTRICT

4.2.1 DISTRICT shall maintain the FLOOD DETENTION FACILITIES described herein in good operating condition at its own expense.

4.2.2 DISTRICT shall expeditiously and without any unnecessary delay repair any damaged FLOOD DETENTION FACILITIES and clean the SITE of any sediment, silt, trash, water damage, flood debris, and hazardous material, any of which occur as a result of a FLOOD EVENT, at DISTRICT's expense.

For further information, please contact Alexander Gordon at (408) 630-2637.

3. **Santos**

**Why is Alviso in the FEMA's mandatory flood-insurance purchase zone, also known as the FEMA-designated Special Flood Hazard Area (SFHA), when other nearby communities are not? What can Valley Water do to remove Alviso from the FEMA SFHA designation?
I-24-0017**

The riverine flooding risk in the community of Alviso has significantly decreased since Valley Water constructed levees along Guadalupe and Coyote Creek, which provide 100-year riverine flood protection to FEMA standards. However, Alviso still has some risk of coastal flooding from San Francisco Bay. The main risk of flooding comes from the risk of failure of the former salt pond berms. Because the pond berms weren't built to meet FEMA's standards for engineered coastal levees, FEMA does not recognize them as flood barriers, and they are not considered when mapping out areas with coastal flooding risk. Since Alviso is situated below sea level from historic local subsidence, Alviso would be inundated during 100-year coastal flooding events if those former salt pond berms were to fail. Therefore, Alviso is currently shown on FEMA's maps as being within the 100-year coastal flooding risk area. This means that homeowners in Alviso with federally backed loans must hold flood insurance policies.

Communities nearby Alviso which are not mapped in FEMA SFHA zone are situated on higher ground and would not be inundated by 100-year coastal floodwaters. Their ground elevation is higher than the estimated 100-year coastal flood elevation (i.e., the peak elevation that the bay would reach during a 100-year coastal flooding event), which is estimated to be about 11-12 feet NAVD88 per current FEMA mapping. In addition, areas mapped outside of the FEMA 100-year risk zones are also within the 100-year floodplains of any creeks.

Valley Water is currently involved with the U.S. Army Corps of Engineers to address the outstanding coastal flood risk. The Shoreline Study Phase I levee is currently under construction and will provide a robust levee for Alviso that ties into the existing river levees. When complete, this FEMA-certified levee will protect Alviso against the 100-year coastal flooding event with up to 2.59 ft of sea level rise. Once all reaches of the levee are constructed, Valley Water will file a Letter of Map Revision (LOMR) with FEMA to change the flooding risk maps and remove Alviso from the 100-year coastal flooding risk area.

For further information, please contact John Bourgeois at (408) 630-2990.

BOARD MEMBER REQUESTS and Informational Items

Report Name: Board Member Requests

Request	Request Date	Director	BAO/Chief	Staff	Description	20 Days Due Date	Expected Completion Date	Disposition
I-24-0017	11/04/24	Santos	Hakes	Infante Bourgeois	Why is Alviso in the FEMA's mandatory flood-insurance purchase zone, also known as the FEMA-designated Special Flood Hazard Area (SFHA), when other nearby communities are not? What can Valley Water do to remove Alviso from the FEMA SFHA designation?	11/25/24		
R-24-0012	11/12/24	Keegan	Hakes Yoke	Gordon Codianne	Who cleans up the McKelvey baseball field if it is used as a flood detention basin.	12/02/24		



MEMORANDUM

FC 14 (08-21-19)

TO: Director Jim Beall

FROM: Tony Ndah, Deputy Administrative Officer, General Services

SUBJECT: ADA Compliance for Valley Water Facilities Projects

DATE: November 5, 2024

Background: At the November 1, 2024, CIP Committee meeting, Director Beall commented on ensuring Valley Water’s compliance with all ADA requirements for completed facilities projects, including accessibility for individuals traveling from nearby public transit stops, through parking areas, and into our buildings.

Staff Response:

In response to this comment, staff confirms that Valley Water is fully committed to meeting ADA requirements on our property. While public transit stops and adjacent sidewalks fall under the responsibility of VTA and the applicable municipality (e.g., City of San Jose), Valley Water maintains full ADA compliance within our parking lots, pathways, and building entrances. For all applicable facilities projects, we work closely with our consultants to identify and integrate ADA requirements at the design phase. Additionally, our permitting process with the applicable municipality ensures that all ADA standards are verified before any project approval, adding an additional level of oversight to ensure current accessibility codes and regulations are met.

If you have additional questions, please do not hesitate to contact me at (408) 630-2208 or tndah@valleywater.org.

DocuSigned by:

 A1068F9499254F3...
 Tony Ndah, Deputy Administrative Officer
 General Services

cc: Tina Yoke



MEMORANDUM

FC 14 (02-08-19)

TO: Board of Directors

FROM: Darin Taylor,
Chief Financial Officer

SUBJECT: Summary of Monthly Report of Investments,
October 2024

DATE: November 14, 2024

In accordance with the Santa Clara Valley Water District (Valley Water) Board Investment policy, staff provides a detailed investment report to the Board of Directors on a quarterly basis. In addition to the quarterly investment report, Government Code section 53607 requires the Treasurer of the local agency who has been delegated with the authority to invest funds to provide a monthly report of the investment transactions to the legislative body. This report is provided to the Board in compliance with Government Code section 53607 and Executive Limitation-4 Financial Management.

Attached is the report of investments for the month of October 2024. All investments were in compliance with the Investment Policy. The attached report includes a summary of the portfolio holdings, details of each security in the portfolio and an investment activity summary with comparisons to the previous 12 months. The following are highlights of the investment activities for the month:


- The book value of Valley Water's portfolio as of October 31, 2024, was \$712 million. This represents a decrease of approximately \$7 million compared to the book value as of September 30, 2024, due to planned expenditures that are partially offset by revenues received during the month.
- Valley Water's portfolio is invested with a primary goal of safety. To accomplish this goal, we only invest in securities that are permitted by California Government Code and the Board Investment Policy. These securities have high credit ratings and maturities of no more than 5 years. As of October 31, 2024, approximately 61% of the portfolio was held in US Government Treasury/Agency/Municipal Bonds, 36% was held in liquid funds (Local Area Investment Fund, Money Market mutual fund, and short-term deposits), and 3% in supranational/corporate medium-term notes.
- The portfolio had a yield-to-maturity of 2.70% for the month of October 2024. This is 1.8% below Valley Water's benchmark, the 24-month floating average of the 2-year Treasury note, which was 4.5%.
- Valley Water's portfolio is reviewed every month for compliance with the Investment Policy. All investments were in compliance for the reporting period.
- California Government Code requires that a public entity structure its portfolio so that it, at minimum, can meet expenditures for the next six months. The investment portfolio has been structured to ensure that sufficient monies will be available to cover anticipated expenditures in the coming six months.

Community Bank Investments

Pursuant to Board direction and governance policies (Executive Limitation 4.7.7) regarding investments in small local banks and credit unions located within the nine Bay Area counties with total assets at or below \$10 billion (“community banks”), staff has expanded business with community banks, and limited business with large banks, as summarized below:

- Letters of Credit – Technology Credit Union, based in San Jose, provides three separate standby letters of credit totaling \$841,000 to Valley Water to meet the U.S. Army Corp’s financial assurance requirements for the operations of Upper Penitencia, Coyote Ridge, and Rancho Cañada de Pala Preserve watershed projects.
- Investments – Valley Water’s investment portfolio includes over \$52 million, or 7%, in deposits at community banks.
- Revolving Line of Credit – A syndication of three community banks provides up to \$20 million in loan capacity.
- Underwriting – Eight small investment banks located in California are included in Valley Water’s underwriting pool; four of these firms are veteran, minority or women owned.
- Large Bank Limitation - Valley Water only conducts business with large banks with total assets greater than \$10 billion that have satisfactory Environmental, Social and Governance (ESG) ratings provided by an independent professional rating firm.

If you have any questions regarding the Investment Report, please contact Darin Taylor, Chief Financial Officer, at 408-630-3068.

DocuSigned by:
 11/14/2024
9CB8A1460C2B497...
Darin Taylor
Chief Financial Officer

Attachment: Monthly Report of Investments for October 2024




**Santa Clara Valley Water Dist.
Portfolio Management
Portfolio Summary
October 31, 2024**

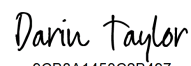
SANTA CLARA VALLEY WATER
5750 Almaden Expressway
San Jose, San Jose, Ca 951
(408)265-2607

Investments	Par Value	Market Value	Book Value	% of Portfolio	YTM 365 Equiv.	Term	Days to Maturity
Treasury Securities - Coupon	138,000,000.00	135,506,778.22	136,967,310.40	19.23	3.083	1,043	364
Federal Agency Issues - Coupon	256,498,000.00	251,170,754.31	256,004,829.31	35.94	2.080	1,453	476
Negotiable CD's - Interest Bearing	240,000.00	236,743.96	240,000.00	0.03	1.094	1,826	146
LAIF	74,496,772.38	74,496,772.38	74,496,772.38	10.46	4.710	1	1
Medium Term Notes	13,000,000.00	12,739,511.40	12,761,355.71	1.79	4.169	766	379
Money Market Account	51,243,681.56	51,243,681.56	51,243,681.56	7.19	4.780	1	1
TimeCD_Deposit Account	129,932,373.13	129,932,373.13	129,932,373.13	18.24	1.368	1	1
Supranational	12,000,000.00	11,677,762.25	12,012,264.42	1.69	0.574	1,640	327
Municipal Bonds	39,615,000.00	38,289,205.05	38,600,841.00	5.42	3.399	1,360	698
Investments	715,025,827.07	705,293,582.26	712,259,427.91	100.00%	2.695	839	292

Total Earnings	October 31 Month Ending	Fiscal Year To Date
Current Year	1,579,935.00	6,365,695.92
Average Daily Balance	711,654,209.66	714,148,250.67
Effective Rate of Return	2.61%	2.65%

Current market pricing is updated at the end of each month from data provided by Interactive Data, a securities pricing service.

DocuSigned by:

 7BC5E9FA2A234AD... 11/14/2024
 Charlene Sun Date
 Treasury/Debt Officer

DocuSigned by:

 9CB8A1456C2B407... 11/14/2024
 Darin Taylor, Chief Financial Officer

Reporting period 10/01/2024-10/31/2024

Run Date: 11/08/2024 - 11:16

Portfolio SCVW
AC
PM (PRF_PM1) 7.3.0
Report Ver. 7.3.6.1

**Santa Clara Valley Water Dist.
Portfolio Management
Activity Summary
October 2023 through October 2024**

Month End	Year	Number of Securities	Total Invested	Yield to Maturity		Managed Pool Rate	Number of Investments Purchased	Number of Investments Redeemed	Average Term	Average Days to Maturity
				360 Equivalent	365 Equivalent					
October	2023	137	670,042,766.12	2.213	2.244	3.590	3	0	949	394
November	2023	137	633,940,976.54	2.214	2.245	3.590	0	2	988	395
December	2023	135	612,265,569.80	2.276	2.307	4.000	0	4	987	387
January	2024	136	660,800,655.23	2.345	2.378	4.000	5	1	939	363
February	2024	135	635,327,774.59	2.320	2.352	4.000	0	3	951	358
March	2024	137	638,871,125.94	2.450	2.484	4.000	5	5	923	358
April	2024	139	710,526,445.88	2.517	2.551	4.300	7	1	856	334
May	2024	140	626,097,429.82	2.647	2.684	4.300	2	7	941	362
June	2024	136	770,801,597.05	2.328	2.360	4.550	3	0	771	283
July	2024	141	730,726,405.48	2.447	2.481	4.550	7	4	841	312
August	2024	141	703,113,806.01	2.648	2.685	4.550	3	10	859	315
September	2024	132	719,361,016.61	2.596	2.632	4.550	2	2	834	297
October	2024	136	712,259,427.91	2.659	2.695	4.710	6	2	839	292
Average		137	678,779,615.15	2.435%	2.469%	4.207	3	3	898	342

Santa Clara Valley Water Dist.
Portfolio Management
Activity By Type
October 1, 2024 through October 31, 2024

CUSIP	Investment #	Issuer	Stated Rate	Transaction Date	Purchases or Deposits	Redemptions or Withdrawals	Balance
Treasury Securities - Coupon							
912828YU8	5619	US Treasury Bill	1.625	10/02/2024	4,799,609.35	0.00	
91282CJK8	5620	US Treasury Bill	4.625	10/29/2024	3,029,414.04	0.00	
91282CDG3	5622	US Treasury Bill	1.125	10/29/2024	2,828,460.00	0.00	
Subtotal					10,657,483.39	0.00	136,967,310.40
Federal Agency Issues - Coupon							
3133EN6C9	5558	Federal Farm Credit Bank	5.140	10/03/2024	0.00	5,000,000.00	
3133ERVU2	5618	Federal Farm Credit Bank	3.500	10/02/2024	4,990,450.00	0.00	
3130B1JT5	5621	Federal Home Loan Bank	4.759	10/29/2024	2,984,131.50	0.00	
3134GW3W4	5477	Federal Home Loan Mortgage Cor	0.410	10/28/2024	0.00	5,000,000.00	
Subtotal					7,974,581.50	10,000,000.00	256,004,829.31
Negotiable CD's - Interest Bearing							
Subtotal							240,000.00
LAIF (Monthly Summary)							
SYS88-0237LAIF	88-0237LAIF	Local Agency Investment Fund	4.710		873,069.71	0.00	
Subtotal					873,069.71	0.00	74,496,772.38
Medium Term Notes							
Subtotal							12,761,355.71
Money Market Account (Monthly Summary)							
23380W523	4102	Daily Income US Gov MMF	4.780		25,240,253.07	27,345,405.34	
Subtotal					25,240,253.07	27,345,405.34	51,243,681.56
TimeCD_Deposit Account (Monthly Summary)							
SYS5311	5311	Bank of San Francisco	0.880		541.60	0.00	
SYS5583	5583	Bank of San Francisco	2.550		23,367.90	14,554,789.93	
SYS5623	5623	Bank of San Francisco	2.560		14,562,856.28	0.00	
SYS5309	5309	Community Bank of the Bay	1.050		164.44	164.44	
SYS5371	5371	Community Bank of the Bay	0.500		5,101.16	0.00	
SYS4912	4912	Deposit Account	0.250		18,062,458.99	32,990,000.00	
SYS5398	5398	Meriwest Credit Union	3.150		14,292.03	0.00	
SYS5570	5570	Meriwest Credit Union	3.720		16,309.34	0.00	

Santa Clara Valley Water Dist.
Portfolio Management
Activity By Type
October 1, 2024 through October 31, 2024

CUSIP	Investment #	Issuer	Stated Rate	Transaction Date	Purchases or Deposits	Redemptions or Withdrawals	Balance
TimeCD_Deposit Account (Monthly Summary)							
SYS5556	5556	Provident Credit Union	2.018		411.89	0.00	
SYS5369	5369	Technology Credit Union	4.630		63,950.35	0.00	
Subtotal					32,749,453.98	47,544,954.37	129,932,373.13
Supranational							
Subtotal							12,012,264.42
Municipal Bonds							
Subtotal							38,600,841.00
Total					77,494,841.65	84,890,359.71	712,259,427.91

Santa Clara Valley Water Dist.
Portfolio Management
Portfolio Details - Investments
October 31, 2024

CUSIP	Investment #	Issuer	Average Balance	Purchase Date	Par Value	Market Value	Book Value	Stated Rate	YTM 365	Days to Term Maturity	Maturity Date
Treasury Securities - Coupon											
912828ZT0	5496	US Treasury Bill		01/12/2021	5,000,000.00	4,879,882.80	4,995,363.77	0.250	0.412	1,600	211 05/31/2025
912828ZT0	5499	US Treasury Bill		01/27/2021	5,000,000.00	4,879,882.80	4,997,856.72	0.250	0.325	1,585	211 05/31/2025
912828ZT0	5500	US Treasury Bill		01/27/2021	5,000,000.00	4,879,882.80	4,998,023.96	0.250	0.319	1,585	211 05/31/2025
91282CCF6	5521	US Treasury Bill		09/28/2021	5,000,000.00	4,737,109.40	4,986,151.83	0.750	0.930	1,706	576 05/31/2026
912828ZT0	5522	US Treasury Bill		10/28/2021	3,000,000.00	2,927,929.68	2,988,802.51	0.250	0.908	1,311	211 05/31/2025
912828ZL7	5523	US Treasury Bill		01/18/2022	5,000,000.00	4,900,820.30	4,978,430.85	0.375	1.271	1,198	180 04/30/2025
9128284R8	5525	US Treasury Bill		09/28/2021	5,000,000.00	4,955,585.95	5,061,893.23	2.875	0.701	1,341	211 05/31/2025
91282CCF6	5526	US Treasury Bill		09/29/2021	3,000,000.00	2,842,265.64	2,990,419.36	0.750	0.957	1,705	576 05/31/2026
912828ZT0	5527	US Treasury Bill		01/25/2022	5,000,000.00	4,879,882.80	4,969,918.04	0.250	1.318	1,222	211 05/31/2025
912828ZT0	5528	US Treasury Bill		01/25/2022	5,000,000.00	4,879,882.80	4,969,918.04	0.250	1.318	1,222	211 05/31/2025
91282CBW0	5529	US Treasury Bill		02/02/2022	5,000,000.00	4,749,804.70	4,941,413.82	0.750	1.564	1,548	545 04/30/2026
91282CCF6	5538	US Treasury Bill		03/29/2022	5,000,000.00	4,737,109.40	4,862,549.22	0.750	2.600	1,524	576 05/31/2026
91282CEH0	5547	US Treasury Bill		06/22/2022	5,000,000.00	4,960,156.25	4,984,701.79	2.625	3.339	1,028	165 04/15/2025
91282CEH0	5549	US Treasury Bill		06/22/2022	5,000,000.00	4,960,156.25	4,984,262.90	2.625	3.360	1,028	165 04/15/2025
912828ZT0	5550	US Treasury Bill		06/22/2022	5,000,000.00	4,879,882.80	4,915,122.35	0.250	3.361	1,074	211 05/31/2025
91282CFX4	5575	US Treasury Bill		06/21/2023	5,000,000.00	4,998,992.95	4,998,138.07	4.500	4.991	528 29	11/30/2024
91282CDH1	5577	US Treasury Bill		06/27/2023	5,000,000.00	4,992,457.10	4,992,088.11	0.750	5.093	507 14	11/15/2024
91282CDZ1	5579	US Treasury Bill		07/10/2023	5,000,000.00	4,955,429.70	4,950,114.88	1.500	5.135	586	106 02/15/2025
91282CDZ1	5580	US Treasury Bill		07/10/2023	5,000,000.00	4,955,429.70	4,950,255.97	1.500	5.124	586	106 02/15/2025
91282CFW6	5589	US Treasury Bill		03/04/2024	5,000,000.00	5,008,398.45	4,994,001.84	4.500	4.618	621 379	11/15/2025
91282CFP1	5590	US Treasury Bill		03/04/2024	3,000,000.00	2,997,867.18	2,989,217.16	4.250	4.643	590 348	10/15/2025
91282CFW6	5594	US Treasury Bill		04/16/2024	5,000,000.00	5,008,398.45	4,973,874.08	4.500	5.029	578 379	11/15/2025
91282CJL6	5595	US Treasury Bill		04/16/2024	5,000,000.00	5,028,242.20	4,993,023.61	4.875	5.008	593 394	11/30/2025
91282CJK8	5596	US Treasury Bill		04/17/2024	5,000,000.00	5,044,335.95	4,979,504.46	4.625	4.840	942 744	11/15/2026
91282CJK8	5597	US Treasury Bill		04/17/2024	5,000,000.00	5,044,335.95	4,977,478.11	4.625	4.862	942 744	11/15/2026
912828U24	5603	US Treasury Bill		06/04/2024	5,000,000.00	4,792,382.80	4,749,279.08	2.000	4.693	894 744	11/15/2026
91282CJK8	5609	US Treasury Bill		07/17/2024	3,000,000.00	3,026,601.57	3,039,326.26	4.625	4.352	851 744	11/15/2026
912828YU8	5619	US Treasury Bill		10/02/2024	5,000,000.00	4,750,390.60	4,834,756.09	1.625	3.568	789 759	11/30/2026
91282CJK8	5620	US Treasury Bill		10/29/2024	3,000,000.00	3,026,601.57	3,092,261.26	4.625	4.119	747 744	11/15/2026
91282CDG3	5622	US Treasury Bill		10/29/2024	3,000,000.00	2,826,679.68	2,829,163.03	1.125	4.125	732 729	10/31/2026
Subtotal and Average			131,410,376.06		138,000,000.00	135,506,778.22	136,967,310.40	3.083	1,043	364	

Federal Agency Issues - Coupon

3133EL3P7	5460	Federal Farm Credit Bank		08/12/2020	5,000,000.00	4,853,694.15	5,000,000.00	0.530	0.530	1,826	284 08/12/2025
3133EMJS2	5489	Federal Farm Credit Bank		12/09/2020	5,000,000.00	4,978,307.70	5,000,000.00	0.440	0.440	1,461	38 12/09/2024
3133EMSU7	5510	Federal Farm Credit Bank		03/09/2021	5,000,000.00	4,774,325.35	5,000,000.00	0.800	0.800	1,826	493 03/09/2026

Portfolio SCVW
AC
PM (PRF_PM2) 7.3.0

Santa Clara Valley Water Dist.
Portfolio Management
Portfolio Details - Investments
October 31, 2024

CUSIP	Investment #	Issuer	Average Balance	Purchase Date	Par Value	Market Value	Book Value	Stated Rate	YTM 365	Days to Term Maturity	Maturity Date
Federal Agency Issues - Coupon											
3133EMYV8	5514	Federal Farm Credit Bank		05/11/2021	5,000,000.00	4,758,527.40	5,000,901.39	0.820	0.808	1,826	556 05/11/2026
3133ENPB0	5533	Federal Farm Credit Bank		02/16/2022	5,000,000.00	4,770,831.95	5,000,000.00	2.180	2.180	1,826	837 02/16/2027
3133ELY32	5565	Federal Farm Credit Bank		03/09/2023	5,000,000.00	4,698,613.40	4,664,926.22	0.550	4.804	1,231	628 07/22/2026
3133EPDC6	5576	Federal Farm Credit Bank		06/27/2023	5,000,000.00	4,998,782.80	5,018,222.88	5.350	5.224	1,721	1,228 03/13/2028
3133EPYK5	5592	Federal Farm Credit Bank		03/06/2024	5,000,000.00	5,036,424.60	5,019,377.33	5.125	4.690	583	343 10/10/2025
3133ERKR1	5606	Federal Farm Credit Bank		07/10/2024	5,000,000.00	5,038,757.90	4,998,054.58	4.625	4.649	730	616 07/10/2026
3133ERKW0	5607	Federal Farm Credit Bank		07/15/2024	5,000,000.00	5,011,483.15	5,000,000.00	5.170	5.170	1,095	986 07/15/2027
3133ERMD0	5612	Federal Farm Credit Bank		07/24/2024	3,000,000.00	3,010,159.80	2,997,623.73	4.375	4.420	821	721 10/23/2026
3133ERHH7	5613	Federal Farm Credit Bank		08/01/2024	3,000,000.00	3,031,099.05	3,045,385.20	4.750	4.300	865	773 12/14/2026
3133ERHH7	5614	Federal Farm Credit Bank		08/01/2024	3,000,000.00	3,031,099.05	3,045,277.86	4.750	4.302	865	773 12/14/2026
3133ERVU2	5618	Federal Farm Credit Bank		10/02/2024	5,000,000.00	4,938,011.45	4,990,834.65	3.500	3.600	730	700 10/02/2026
3130A3GE8	5466	Federal Home Loan Bank		08/26/2020	5,000,000.00	4,988,261.30	5,013,637.10	2.750	0.390	1,570	42 12/13/2024
3130AL2G8	5504	Federal Home Loan Bank		02/18/2021	10,000,000.00	9,537,208.80	10,000,000.00	0.600	0.600	1,826	474 02/18/2026
3130ALKL7	5507	Federal Home Loan Bank		03/25/2021	5,000,000.00	4,762,819.85	5,000,000.00	0.850	0.850	1,826	509 03/25/2026
3130ALKL7	5508	Federal Home Loan Bank		03/25/2021	5,000,000.00	4,762,819.85	5,000,000.00	0.850	0.850	1,826	509 03/25/2026
3130AM2K7	5513	Federal Home Loan Bank		04/28/2021	10,000,000.00	9,590,041.00	10,000,000.00	1.250	1.097	1,826	543 04/28/2026
3130AQM8	5524	Federal Home Loan Bank		01/26/2022	5,000,000.00	4,793,557.00	5,000,000.00	0.011	0.457	1,826	816 01/26/2027
3130ARKL4	5537	Federal Home Loan Bank		04/21/2022	5,000,000.00	4,999,644.65	5,000,000.00	4.250	3.650	1,826	901 04/21/2027
3130ARQB0	5539	Federal Home Loan Bank		04/28/2022	5,000,000.00	4,995,374.85	5,000,000.00	4.375	3.375	1,096	178 04/28/2025
3130AVLU4	5567	Federal Home Loan Bank		04/25/2023	5,000,000.00	4,996,877.35	5,000,000.00	4.850	4.850	1,827	1,271 04/25/2028
3130ATUR6	5571	Federal Home Loan Bank		06/07/2023	3,000,000.00	2,999,749.74	2,999,150.77	4.625	4.879	555	42 12/13/2024
3130AQ4B6	5572	Federal Home Loan Bank		06/07/2023	3,000,000.00	2,985,034.14	2,984,400.00	1.200	4.985	565	52 12/23/2024
3130AV5N8	5574	Federal Home Loan Bank		06/21/2023	5,000,000.00	5,001,645.60	4,999,992.11	5.000	5.000	541	42 12/13/2024
3130AYJ31	5584	Federal Home Loan Bank		01/17/2024	5,000,000.00	4,986,767.10	5,000,000.00	4.375	4.375	1,827	1,538 01/17/2029
3130B0KB4	5593	Federal Home Loan Bank		03/20/2024	3,000,000.00	3,007,284.18	3,000,000.00	5.000	5.000	1,826	1,600 03/20/2029
3130AXQL5	5608	Federal Home Loan Bank		07/17/2024	2,000,000.00	2,028,457.24	2,029,066.67	4.875	4.386	877	770 12/11/2026
3130B2UW3	5616	Federal Home Loan Bank		09/24/2024	3,000,000.00	2,966,903.40	3,000,000.00	4.000	4.002	989	951 06/10/2027
3130BJT5	5621	Federal Home Loan Bank		10/29/2024	2,950,000.00	2,981,502.40	2,984,036.82	4.759	4.151	731	728 10/30/2026
3134GWND4	5461	Federal Home Loan Mortgage Cor		08/12/2020	5,000,000.00	4,855,255.90	5,000,000.00	0.600	0.600	1,826	284 08/12/2025
3134GWUY0	5476	Federal Home Loan Mortgage Cor		10/19/2020	6,698,000.00	6,652,768.74	6,698,000.00	0.400	0.400	1,533	59 12/30/2024
3134GW5Q5	5478	Federal Home Loan Mortgage Cor		10/29/2020	5,000,000.00	4,952,704.35	5,000,000.00	0.450	0.450	1,553	89 01/29/2025
3134GXB5	5485	Federal Home Loan Mortgage Cor		12/01/2020	5,000,000.00	4,812,787.00	5,000,000.00	0.600	0.600	1,807	376 11/12/2025
3134GXHK3	5490	Federal Home Loan Mortgage Cor		12/24/2020	5,000,000.00	4,917,732.50	5,000,000.00	0.410	0.410	1,551	143 03/24/2025
3134GXJB1	5492	Federal Home Loan Mortgage Cor		12/28/2020	5,000,000.00	4,918,578.05	5,000,000.00	0.420	0.447	1,551	147 03/28/2025
3134H17E7	5610	Federal Home Loan Mortgage Cor		07/18/2024	5,000,000.00	4,972,162.10	4,958,564.37	4.000	4.416	883	777 12/18/2026
3137EAEX3	5479	Fed Home Loan Mort Corp-CN		10/21/2020	5,000,000.00	4,827,306.40	4,996,244.85	0.375	0.460	1,798	326 09/23/2025

**Santa Clara Valley Water Dist.
Portfolio Management
Portfolio Details - Investments
October 31, 2024**

CUSIP	Investment #	Issuer	Average Balance	Purchase Date	Par Value	Market Value	Book Value	Stated Rate	YTM 365	Days to Term Maturity	Maturity Date
Federal Agency Issues - Coupon											
3137EAEU9	5498	Fed Home Loan Mort Corp-CN		01/27/2021	6,900,000.00	6,706,483.29	6,899,666.54	0.375	0.382	1,636	262 07/21/2025
3137EAEX3	5501	Fed Home Loan Mort Corp-CN		01/28/2021	1,000,000.00	965,461.28	999,777.00	0.375	0.400	1,699	326 09/23/2025
3136G4T52	5465	Fed Natl Mortgage Assoc		08/26/2020	4,050,000.00	3,999,670.49	4,050,000.00	0.520	0.520	1,644	116 02/25/2025
3135G04Z3	5488	Fed Natl Mortgage Assoc		12/09/2020	5,000,000.00	4,879,966.95	5,002,795.85	0.500	0.410	1,651	228 06/17/2025
3135GA2Z3	5491	Fed Natl Mortgage Assoc		12/10/2020	5,000,000.00	4,813,351.90	5,000,000.00	0.560	0.560	1,803	381 11/17/2025
3135G04Z3	5494	Fed Natl Mortgage Assoc		01/13/2021	5,000,000.00	4,879,966.95	5,000,619.59	0.500	0.480	1,616	228 06/17/2025
3135G05X7	5495	Fed Natl Mortgage Assoc		01/12/2021	5,000,000.00	4,840,906.60	4,995,960.37	0.375	0.475	1,686	297 08/25/2025
3135G06G3	5497	Fed Natl Mortgage Assoc		01/20/2021	4,900,000.00	4,716,737.55	4,901,941.90	0.500	0.461	1,752	371 11/07/2025
3135G04Z3	5502	Fed Natl Mortgage Assoc		02/04/2021	5,000,000.00	4,879,966.95	5,003,264.28	0.500	0.395	1,594	228 06/17/2025
3135G03U5	5506	Fed Natl Mortgage Assoc		02/26/2021	5,000,000.00	4,910,452.15	5,000,348.06	0.625	0.610	1,516	172 04/22/2025
3135G03U5	5511	Fed Natl Mortgage Assoc		03/05/2021	5,000,000.00	4,910,452.15	5,001,989.44	0.625	0.540	1,509	172 04/22/2025
3135G0K36	5520	Fed Natl Mortgage Assoc		08/27/2021	5,000,000.00	4,853,800.95	5,097,584.77	2.125	0.780	1,701	539 04/24/2026
3135G03U5	5548	Fed Natl Mortgage Assoc		06/22/2022	2,000,000.00	1,964,180.86	1,975,372.65	0.625	3.364	1,035	172 04/22/2025
3135G06G3	5585	Fed Natl Mortgage Assoc		01/16/2024	5,000,000.00	4,812,997.50	4,819,979.72	0.500	4.215	661	371 11/07/2025
3135G06G3	5586	Fed Natl Mortgage Assoc		01/26/2024	5,000,000.00	4,812,997.50	4,811,832.61	0.500	4.388	651	371 11/07/2025
Subtotal and Average			257,806,826.71		256,498,000.00	251,170,754.31	256,004,829.31		2.080	1,453	476
Negotiable CD's - Interest Bearing											
79772FAF3	5445	San Francisco FCU		03/27/2020	240,000.00	236,743.96	240,000.00	1.100	1.094	1,826	146 03/27/2025
Subtotal and Average			240,000.00		240,000.00	236,743.96	240,000.00		1.094	1,826	146
LAIF											
SYS88-0237LAIF	88-0237LAIF	Local Agency Investment Fund			74,496,772.38	74,496,772.38	74,496,772.38	4.710	4.710	1	1
Subtotal and Average			74,102,482.83		74,496,772.38	74,496,772.38	74,496,772.38		4.710	1	1
Medium Term Notes											
037833DX5	5505	Apple Inc		02/23/2021	2,000,000.00	1,940,185.98	1,998,198.44	0.550	0.664	1,639	292 08/20/2025
037833BG4	5602	Apple Inc		05/31/2024	3,000,000.00	2,977,825.50	2,972,951.58	3.200	5.265	347	193 05/13/2025
02079KAC1	5601	Alphabet Inc DBA Google		05/10/2024	3,000,000.00	2,881,545.27	2,859,129.94	1.998	4.798	827	652 08/15/2026
594918BJ2	5587	Microsoft Corp		01/29/2024	3,000,000.00	2,963,972.79	2,961,972.87	3.125	4.447	644	367 11/03/2025
594918BJ2	5591	Microsoft Corp		03/05/2024	2,000,000.00	1,975,981.86	1,969,102.88	3.125	4.738	608	367 11/03/2025
Subtotal and Average			12,753,199.43		13,000,000.00	12,739,511.40	12,761,355.71		4.169	766	379
Money Market Account											
23380W523	4102	Daily Income US Gov MMF			51,243,681.56	51,243,681.56	51,243,681.56	4.780	4.780	1	1

**Santa Clara Valley Water Dist.
Portfolio Management
Portfolio Details - Investments
October 31, 2024**

CUSIP	Investment #	Issuer	Average Balance	Purchase Date	Par Value	Market Value	Book Value	Stated Rate	YTM 365	Term	Days to Maturity	Maturity Date
Subtotal and Average			49,351,406.67		51,243,681.56	51,243,681.56	51,243,681.56		4.780	1	1	
TimeCD_Deposit Account												
SYS5311	5311	Bank of San Francisco			241,371.77	241,371.77	241,371.77	0.880	0.880	1	1	
SYS5540	5540	Bank of San Francisco			4,119,711.40	4,119,711.40	4,119,711.40	2.567	2.567	1	1	
SYS5583	5583	Bank of San Francisco			0.00	0.00	0.00	2.550	2.550	1	1	
SYS5623	5623	Bank of San Francisco		10/24/2024	14,562,856.28	14,562,856.28	14,562,856.28	2.560	2.560	1	1	
SYS5309	5309	Community Bank of the Bay			250,000.00	250,000.00	250,000.00	1.050	1.050	1	1	
SYS5371	5371	Community Bank of the Bay			5,286,832.06	5,286,832.06	5,286,832.06	0.500	0.500	1	1	
SYS4912	4912	Deposit Account			48,524,554.25	48,524,554.25	48,524,554.25	0.250	0.250	1	1	
SYS5398	5398	Meriwest Credit Union			5,432,170.78	5,432,170.78	5,432,170.78	3.150	3.150	1	1	
SYS5570	5570	Meriwest Credit Union			5,269,499.07	5,269,499.07	5,269,499.07	3.720	3.720	1	1	
SYS5556	5556	Provident Credit Union			240,732.90	240,732.90	240,732.90	2.018	2.018	1	1	
SYS5310	5310	Technology Credit Union			242,006.71	242,006.71	242,006.71	0.996	0.996	1	1	
SYS5369	5369	Technology Credit Union			16,667,342.44	16,667,342.44	16,667,342.44	4.630	4.630	1	1	
SYS5553	5553	US Bank (NIB)			29,095,295.47	29,095,295.47	29,095,295.47	0.000	0.000	1	1	
Subtotal and Average			135,396,112.76		129,932,373.13	129,932,373.13	129,932,373.13		1.368	1	1	
Supranational												
4581X0DL9	5517	Inter-American Dev't Bank		05/20/2021	2,000,000.00	1,969,135.12	2,002,254.36	0.875	0.604	1,414	153	04/03/2025
4581X0DK1	5503	INTERAMERI DEV		02/05/2021	3,000,000.00	2,967,893.43	3,014,870.10	1.750	0.396	1,498	133	03/14/2025
459058JL8	5518	INTL BK RECON & DEVELOP		05/24/2021	2,000,000.00	1,924,195.80	1,995,139.96	0.500	0.750	1,618	361	10/28/2025
45950VPT7	5509	INTL FINANCE CORP		03/15/2021	5,000,000.00	4,816,537.90	5,000,000.00	0.750	0.600	1,826	499	03/15/2026
Subtotal and Average			12,013,850.39		12,000,000.00	11,677,762.25	12,012,264.42		0.574	1,640	327	
Municipal Bonds												
54438CYK2	5484	Los Angeles Community College		11/10/2020	1,000,000.00	972,910.00	1,000,000.00	0.773	0.773	1,725	273	08/01/2025
010878AS5	5541	County of Alameda		05/26/2022	500,000.00	497,730.00	508,158.60	4.000	3.000	1,528	638	08/01/2026
13067WSW3	5542	CA Department Water Resources		05/26/2022	440,000.00	411,624.40	420,589.91	1.051	3.350	1,650	760	12/01/2026
13067WRC8	5545	CA Department Water Resources		05/27/2022	500,000.00	481,205.00	488,716.53	0.790	3.000	1,284	395	12/01/2025
13063DC48	5615	CA Department Water Resources		08/08/2024	2,000,000.00	1,846,220.00	1,855,144.11	1.700	4.126	1,272	1,187	02/01/2028
13063DMB1	5599	State of California		04/24/2024	3,000,000.00	2,849,730.00	2,798,221.22	3.050	4.777	1,803	1,612	04/01/2029
13034AL65	5487	CA Infrastructure & Econ Dev		12/17/2020	1,250,000.00	1,208,787.50	1,250,000.00	0.765	0.765	1,749	334	10/01/2025
79730CJK1	5598	City of San Diego CA Water		04/22/2024	1,640,000.00	1,572,858.40	1,555,918.46	1.903	5.039	831	638	08/01/2026
345102PG6	5582	Foothill - De Anza Cmnty		10/27/2023	5,000,000.00	4,872,950.00	4,849,647.48	0.906	5.150	644	273	08/01/2025
357172B79	5515	Fremont Unified High Sch Dstt		05/26/2021	100,000.00	97,414.00	100,000.00	0.845	0.845	1,528	273	08/01/2025
530319SL7	5469	Liberty Union HSD		10/07/2020	825,000.00	803,162.25	825,000.00	0.760	0.760	1,759	273	08/01/2025

**Santa Clara Valley Water Dist.
Portfolio Management
Portfolio Details - Investments
October 31, 2024**

CUSIP	Investment #	Issuer	Average Balance	Purchase Date	Par Value	Market Value	Book Value	Stated Rate	YTM 365	Days to Term Maturity	Maturity Date
Municipal Bonds											
677765GW3	5480	Ohlone Community College		10/22/2020	2,865,000.00	2,813,286.75	2,891,892.00	1.975	0.700	1,744	273 08/01/2025
801546QV7	5519	Cnty Santa Clara		07/28/2021	1,770,000.00	1,738,246.20	1,784,976.19	2.000	0.850	1,465	273 08/01/2025
797412DM2	5588	San Diego County Water Authori		01/29/2024	1,500,000.00	1,471,830.00	1,471,387.17	0.743	4.716	458	181 05/01/2025
79773KDC5	5512	SF City and County GO Bonds		03/30/2021	830,000.00	810,652.70	830,000.00	0.728	0.728	1,538	226 06/15/2025
79768HJP4	5611	San Fran CY&Cnty CA PUC WTR		07/31/2024	2,750,000.00	2,767,297.50	2,750,000.00	4.655	4.657	1,157	1,064 10/01/2027
798170AK2	5569	San Jose Redevelopment Ag		05/05/2023	3,000,000.00	2,900,430.00	2,938,108.78	3.226	4.049	1,549	1,003 08/01/2027
798170AM8	5617	San Jose Redevelopment Ag		09/23/2024	2,000,000.00	1,886,200.00	1,962,021.50	3.250	3.800	1,773	1,734 08/01/2029
798189TM8	5566	San Jose Evergreen		03/15/2023	1,000,000.00	1,011,210.00	1,000,000.00	4.718	4.718	1,631	1,034 09/01/2027
798186N81	5493	San Jose Unified Sch District		01/20/2021	1,000,000.00	972,050.00	1,000,000.00	0.558	0.558	1,654	273 08/01/2025
798186N81	5546	San Jose Unified Sch District		05/31/2022	405,000.00	393,680.25	397,753.16	0.558	3.080	1,158	273 08/01/2025
799408Z85	5475	SAN RAMON VALLEY UNIFIED		10/20/2020	1,700,000.00	1,655,358.00	1,700,000.00	0.740	0.740	1,746	273 08/01/2025
799408Z93	5543	SAN RAMON VALLEY UNIFIED		05/26/2022	390,000.00	368,826.90	375,062.09	1.034	3.400	1,528	638 08/01/2026
91412HGF4	5581	University of California		10/19/2023	3,160,000.00	2,924,611.60	2,876,161.92	1.316	5.241	1,304	925 05/15/2027
923078CV9	5544	Ventura Cnty CA Public Fin		05/26/2022	990,000.00	960,933.60	972,081.88	1.323	3.250	1,255	365 11/01/2025
Subtotal and Average			38,579,954.80		39,615,000.00	38,289,205.05	38,600,841.00		3.399	1,360	698
Total and Average			711,654,209.66		715,025,827.07	705,293,582.26	712,259,427.91		2.695	839	292

**Santa Clara Valley Water Dist.
Portfolio Management
Portfolio Details - Cash
October 31, 2024**

CUSIP	Investment #	Issuer	Average Balance	Purchase Date	Par Value	Market Value	Book Value	Stated Rate	YTM 365	Days to Term	Days to Maturity
Average Balance			0.00							0	0
Total Cash and Investments			711,654,209.66		715,025,827.07	705,293,582.26	712,259,427.91		2.695	839	292



**Santa Clara Valley Water Dist.
Transaction Activity Report
October 1, 2024 - October 31, 2024
Sorted by Transaction Date - Transaction Date
All Funds**

SANTA CLARA VALLEY WATER
5750 Almaden Expressway
San Jose, San Jose, Ca 951
(408)265-2607

Investment #	Fund	CUSIP	Inv Descrip	TransactionType	TransactionDate	MaturityDate	RedemptionType	New Principal	Principal Paydowns	Interest	Total Cash
4102	82	23380W523	Money Market Fund	Purchase	10/01/2024			4,781.25			-4,781.25
4102	82	23380W523	Money Market Fund	Purchase	10/01/2024			45,750.00			-45,750.00
4102	82	23380W523	Money Market Fund	Purchase	10/01/2024			21,691.01			-21,691.01
4102	82	23380W523	Money Market Fund	Purchase	10/01/2024			224,455.15			-224,455.15
5487	82	13034AL65	CASDEV 0.765%	Interest	10/01/2024	10/01/2025				4,781.25	4,781.25
5599	82	13063DMB1	CADWR 3.05% MAT	Interest	10/01/2024	04/01/2029				45,750.00	45,750.00
5599	82	13063DMB1	CADWR 3.05% MAT	Accr Int	10/01/2024	04/01/2029			5,845.83	-5,845.83	0.00
5611	82	79768HJP4	SFOWTR 4.655%	Interest	10/01/2024	10/01/2027				21,691.01	21,691.01
4102	82	23380W523	Money Market Fund	Interest	10/01/2024					224,455.15	224,455.15
Totals for 10/01/2024								296,677.41	5,845.83	290,831.58	0.00
5618	82	3133ERVU2	FFCB 3.5% MAT	Purchase	10/02/2024	10/02/2026		4,990,450.00			-4,990,450.00
5619	82	912828YU8	UNITED STATES	Purchase	10/02/2024	11/30/2026		4,827,136.67			-4,827,136.67
4102	82	23380W523	Money Market Fund	Purchase	10/02/2024			3,320,000.00			-3,320,000.00
4102	82	23380W523	Money Market Fund	Redemption	10/02/2024				27,527.32		27,527.32
4102	82	23380W523	Money Market Fund	Redemption	10/02/2024				4,990,450.00		4,990,450.00
4102	82	23380W523	Money Market Fund	Redemption	10/02/2024				4,799,609.35		4,799,609.35
Totals for 10/02/2024								13,137,586.67	9,817,586.67		-3,320,000.00
4102	82	23380W523	Money Market Fund	Purchase	10/03/2024			8,750.00			-8,750.00
4102	82	23380W523	Money Market Fund	Purchase	10/03/2024			53,541.67			-53,541.67
4102	82	23380W523	Money Market Fund	Purchase	10/03/2024			5,000,000.00			-5,000,000.00
5558	82	3133EN6C9	FEDERAL FARM CR	Redemption	10/03/2024	01/18/2028	Call		5,000,000.00		5,000,000.00
5517	82	4581X0DL9	IABD 0.875% MAT	Interest	10/03/2024	04/03/2025				8,750.00	8,750.00
5558	82	3133EN6C9	FEDERAL FARM CR	Interest	10/03/2024	01/18/2028				53,541.67	53,541.67
Totals for 10/03/2024								5,062,291.67	5,000,000.00	62,291.67	0.00
4102	82	23380W523	Money Market Fund	Purchase	10/10/2024			128,125.00			-128,125.00
4102	82	23380W523	Money Market Fund	Redemption	10/10/2024				8,550,000.00		8,550,000.00
5592	82	3133EPYK5	FEDERAL FARM CR	Interest	10/10/2024	10/10/2025				128,125.00	128,125.00
Totals for 10/10/2024								128,125.00	8,550,000.00	128,125.00	8,550,000.00
4102	82	23380W523	Money Market Fund	Purchase	10/15/2024			63,750.00			-63,750.00
4102	82	23380W523	Money Market Fund	Purchase	10/15/2024			131,250.00			-131,250.00
88-0237LAIF	82	SYS88-0237LAIF	LAIF 4.958%	Purchase	10/15/2024			873,069.71			-873,069.71
5547	82	91282CEH0	UNITED STATES	Interest	10/15/2024	04/15/2025				65,625.00	65,625.00
5549	82	91282CEH0	UNITED STATES	Interest	10/15/2024	04/15/2025				65,625.00	65,625.00

Santa Clara Valley Water Dist.
Transaction Activity Report
 Sorted by Transaction Date - Transaction Date

Investment #	Fund	CUSIP	Inv Descrip	TransactionType	TransactionDate	MaturityDate	RedemptionType	New Principal	Principal Paydowns	Interest	Total Cash
5590	82	91282CFP1	UNITED STATES	Interest	10/15/2024	10/15/2025				63,750.00	63,750.00
88-0237LAIF	82	SYS88-0237LAIF	LAIF 4.958%	Interest	10/15/2024					873,069.71	873,069.71
Totals for 10/15/2024								1,068,069.71		1,068,069.71	0.00
4102	82	23380W523	Money Market Fund	Purchase	10/21/2024			106,250.00			-106,250.00
5537	82	3130ARKL4	FEDERAL HOME	Interest	10/21/2024	04/21/2027				106,250.00	106,250.00
Totals for 10/21/2024								106,250.00		106,250.00	0.00
4102	82	23380W523	Money Market Fund	Purchase	10/22/2024			37,500.00			-37,500.00
4102	82	23380W523	Money Market Fund	Purchase	10/22/2024			4,580,000.00			-4,580,000.00
5506	82	3135G03U5	FEDERAL NATL MTG	Interest	10/22/2024	04/22/2025				15,625.00	15,625.00
5511	82	3135G03U5	FEDERAL NATL MTG	Interest	10/22/2024	04/22/2025				15,625.00	15,625.00
5548	82	3135G03U5	FEDERAL NATL MTG	Interest	10/22/2024	04/22/2025				6,250.00	6,250.00
Totals for 10/22/2024								4,617,500.00		37,500.00	-4,580,000.00
4102	82	23380W523	Money Market Fund	Purchase	10/23/2024			32,812.50			-32,812.50
4102	82	23380W523	Money Market Fund	Purchase	10/23/2024			6,000,000.00			-6,000,000.00
5612	82	3133ERMD0	FEDERAL FARM CR	Interest	10/23/2024	10/23/2026				32,812.50	32,812.50
5612	82	3133ERMD0	FEDERAL FARM CR	Accr Int	10/23/2024	10/23/2026			364.58	-364.58	0.00
Totals for 10/23/2024								6,032,812.50	364.58	32,447.92	-6,000,000.00
4102	82	23380W523	Money Market Fund	Purchase	10/24/2024			53,125.00			-53,125.00
5520	82	3135G0K36	FEDERAL NATL MTG	Interest	10/24/2024	04/24/2026				53,125.00	53,125.00
Totals for 10/24/2024								53,125.00		53,125.00	0.00
4102	82	23380W523	Money Market Fund	Purchase	10/25/2024			121,250.00			-121,250.00
4102	82	23380W523	Money Market Fund	Purchase	10/25/2024			7,083.33			-7,083.33
5507	82	3130ALKL7	FEDERAL HOME	Interest	10/25/2024	03/25/2026				3,541.66	3,541.66
5508	82	3130ALKL7	FEDERAL HOME	Interest	10/25/2024	03/25/2026				3,541.67	3,541.67
5567	82	3130AVLU4	FEDERAL HOME	Interest	10/25/2024	04/25/2028				121,250.00	121,250.00
Totals for 10/25/2024								128,333.33		128,333.33	0.00
4102	82	23380W523	Money Market Fund	Purchase	10/28/2024			216.99			-216.99
4102	82	23380W523	Money Market Fund	Purchase	10/28/2024			5,000.00			-5,000.00
4102	82	23380W523	Money Market Fund	Purchase	10/28/2024			62,500.00			-62,500.00
4102	82	23380W523	Money Market Fund	Purchase	10/28/2024			10,250.00			-10,250.00
4102	82	23380W523	Money Market Fund	Purchase	10/28/2024			109,375.00			-109,375.00
4102	82	23380W523	Money Market Fund	Purchase	10/28/2024			5,000,000.00			-5,000,000.00
5477	82	3134GW3W4	FHLMC 0.41% MAT	Redemption	10/28/2024	10/28/2024	Maturity		5,000,000.00		5,000,000.00
5445	82	79772FAF3	SF FCU 1.1% MAT	Interest	10/28/2024	03/27/2025				216.99	216.99
5477	82	3134GW3W4	FHLMC 0.41% MAT	Interest	10/28/2024	10/28/2024				10,250.00	10,250.00
5513	82	3130AM2K7	FEDERAL HOME	Interest	10/28/2024	04/28/2026				62,500.00	62,500.00
5518	82	459058JL8	IBRD 0.5% MAT	Interest	10/28/2024	10/28/2025				5,000.00	5,000.00
5539	82	3130ARQB0	FEDERAL HOME	Interest	10/28/2024	04/28/2025				109,375.00	109,375.00

Santa Clara Valley Water Dist.
Transaction Activity Report
Sorted by Transaction Date - Transaction Date

Investment #	Fund	CUSIP	Inv Descrip	TransactionType	TransactionDate	MaturityDate	RedemptionType	New Principal	Principal Paydowns	Interest	Total Cash
Totals for 10/28/2024								5,187,341.99	5,000,000.00	187,341.99	0.00
5621	82	3130B1JT5	FEDERAL HOME	Purchase	10/29/2024	10/30/2026		3,040,287.70			-3,040,287.70
5620	82	91282CJK8	UNITED STATES	Purchase	10/29/2024	11/15/2026		3,092,379.39			-3,092,379.39
5622	82	91282CDG3	UNITED STATES	Purchase	10/29/2024	10/31/2026		2,845,151.58			-2,845,151.58
4102	82	23380W523	Money Market Fund	Purchase	10/29/2024			11,250.00			-11,250.00
4102	82	23380W523	Money Market Fund	Redemption	10/29/2024				56,156.20		56,156.20
4102	82	23380W523	Money Market Fund	Redemption	10/29/2024				62,965.35		62,965.35
4102	82	23380W523	Money Market Fund	Redemption	10/29/2024				16,691.58		16,691.58
4102	82	23380W523	Money Market Fund	Redemption	10/29/2024				2,984,131.50		2,984,131.50
4102	82	23380W523	Money Market Fund	Redemption	10/29/2024				3,029,414.04		3,029,414.04
4102	82	23380W523	Money Market Fund	Redemption	10/29/2024				2,828,460.00		2,828,460.00
5478	82	3134GW5Q5	FEDERAL HOME LN	Interest	10/29/2024	01/29/2025				11,250.00	11,250.00
5621	82	3130B1JT5	FEDERAL HOME	Accr Int	10/29/2024	10/30/2026			56,156.20	-56,156.20	0.00
5622	82	91282CDG3	UNITED STATES	Accr Int	10/29/2024	10/31/2026			16,691.58	-16,691.58	0.00
Totals for 10/29/2024								8,989,068.67	9,050,666.45	-61,597.78	0.00
4102	82	23380W523	Money Market Fund	Purchase	10/30/2024			56,546.17			-56,546.17
5621	82	3130B1JT5	FEDERAL HOME	Interest	10/30/2024	10/30/2026				56,546.17	56,546.17
Totals for 10/30/2024								56,546.17		56,546.17	0.00
4102	82	23380W523	Money Market Fund	Purchase	10/31/2024			9,375.00			-9,375.00
4102	82	23380W523	Money Market Fund	Purchase	10/31/2024			16,875.00			-16,875.00
4102	82	23380W523	Money Market Fund	Purchase	10/31/2024			18,750.00			-18,750.00
5523	82	912828ZL7	UNITED STATES	Interest	10/31/2024	04/30/2025				9,375.00	9,375.00
5529	82	91282CBW0	UNITED STATES	Interest	10/31/2024	04/30/2026				18,750.00	18,750.00
5622	82	91282CDG3	UNITED STATES	Interest	10/31/2024	10/31/2026				16,875.00	16,875.00
Totals for 10/31/2024								45,000.00		45,000.00	0.00
Grand Total								44,908,728.12	37,424,463.53	2,134,264.59	-5,350,000.00



**Santa Clara Valley Water Dist.
Purchases Report
Sorted by Fund - Fund
October 1, 2024 - October 31, 2024**

SANTA CLARA VALLEY WATER
5750 Almaden Expressway
San Jose, San Jose, Ca 951
(408)265-2607

CUSIP	Investment #	Fund	Sec. Type	Issuer	Original Par Value	Purchase Date	Payment Periods	Principal Purchased	Accrued Interest at Purchase	Rate at Purchase	Maturity Date	YTM	Ending Book Value
Treasury Management Fund													
3133ERVU2	5618	82	FAC	FFCB	5,000,000.00	10/02/2024	04/02 - 10/02	4,990,450.00		3.500	10/02/2026	3.600	4,990,834.65
912828YU8	5619	82	TRC	T-BILL	5,000,000.00	10/02/2024	11/30 - 05/31	4,799,609.35	27,527.32	1.625	11/30/2026	3.568	4,834,756.09
SYS5623	5623	82	PA3	BANKSF	14,554,789.93	10/24/2024	10/31 - Monthly	14,554,789.93		2.560		2.560	14,562,856.28
3130B1JT5	5621	82	FAC	FHLB	2,950,000.00	10/29/2024	10/30 - 04/30	2,984,131.50	Received	4.759	10/30/2026	4.151	2,984,036.82
91282CJK8	5620	82	TRC	T-BILL	3,000,000.00	10/29/2024	11/15 - 05/15	3,029,414.04	62,965.35	4.625	11/15/2026	4.119	3,092,261.26
91282CDG3	5622	82	TRC	T-BILL	3,000,000.00	10/29/2024	10/31 - 04/30	2,828,460.00	Received	1.125	10/31/2026	4.125	2,829,163.03
				Subtotal	33,504,789.93			33,186,854.82	90,492.67				33,293,908.13
				Total Purchases	33,504,789.93			33,186,854.82	90,492.67				33,293,908.13

Received = Accrued Interest at Purchase was received by report ending date.

INCOMING BOARD CORRESPONDENCE

Board Correspondence (open)

Correspond No	Rec'd By District	Rec'd By COB	Letter To	Letter From	Description	Disposition	BAO/ Chief	Staff	Draft Response Due Date	Draft Response Submitted	Writer Ack. Sent	Final Response Due Date
C-24-0257	10/29/24	10/29/24	Keegan	SALI SCHILLE	Email from Sali Schille to Director Keegan, dated 10/28/24 and Director Keegan's response, requesting a copy of the executed agreement between Valley Water and the City of San Jose for the use of the Lelong/Willow site as a safe sleeping location.	Refer to Staff	Hakes	Richards Codianne Nguyen	11/06/24	11/04/24	n/a	11/12/24
C-24-0264	11/07/24	11/07/24	Eisenberg	KAREN GAUSS City of Mountain View	Email from Karen Gauss, transportation Manager-City of Mountain View to Director Eisenberg, dated 11/07/24, encouraging her to participate in the survey for the Miramonte Avenue	Refer to Staff	Hakes	Infante Bourgeois	11/15/24	11/15/24	n/a	11/21/24

Correspond No	Rec'd By District	Rec'd By COB	Letter To	Letter From	Description	Disposition	BAO/ Chief	Staff	Draft Response Due Date	Draft Response Submitted	Writer Ack. Sent	Final Response Due Date
					Complete Streets Corridor Study by the City of Mountain View.							
C-24-0265	11/11/24	11/12/24	Beall	JOHN HERNANDEZ	Email from John B Hernandez to Director Beal and Liang Xu, Hydrology, Hydraulics, & Geomorphology Manager, dated 11/11/24 requesting the current flood insurance documentation and the contact information for the FEMA zone representative for his residence.	Refer to Staff	Hakes	Bourgeois	11/20/24	11/18/24	n/a	11/26/24
C-24-0266	11/12/24	11/12/24	All	HOPE PLACK	Email from Hope Plack to the board, dated 11/12/24, Requesting support for the Homeridge Park neighborhood	Refer to Staff	Hakes	Bilski Codianne	11/20/24	-	n/a	11/26/24

Correspond No	Rec'd By District	Rec'd By COB	Letter To	Letter From	Description	Disposition	BAO/ Chief	Staff	Draft Response Due Date	Draft Response Submitted	Writer Ack. Sent	Final Response Due Date
					, which is experiencing safety issues due to unhoused encampments.							
C-24-0267	11/13/24	11/13/24	All	ONDINE BURKE	Email from Ondine Burke to the board, dated 11/13/24, requesting support with unhoused encampments damaging Homeridge Park in Santa Clara.	Refer to Staff	Hakes	Bilski Codianne	11/21/24	-	n/a	11/27/24
C-24-0268	11/15/24	11/15/24	All	LAURIE ALAIMO	Email from Laurie Alaimo to the board, dated 11/14/24, reporting dumping at Coyote Creek along Shallenberger Dr in San Jose.	Refer to Staff	Hakes	Bilski Codianne	11/23/24	-	n/a	11/29/24

From: [Ondine](#)
To: [Board of Directors](#)
Subject: Neighbor of Homeridge Park
Date: Wednesday, November 13, 2024 9:46:48 AM

*** This email originated from outside of Valley Water. Do not click links or open attachments unless you recognize the sender and know the content is safe. ***

Sent from my iPhone

Good Morning,

I am a resident on Flannery Street in Santa Clara, our backyard backs up to Homeridge Park. Unfortunately, daily we deal with the homeless and their destruction to the park and surrounding area. The constant garbage, drug paraphernalia and other drug activities they partake are disgraceful and dangerous for all of us. We, as a neighborhood, are coming together in force and hoping with your support and that of Santa Clara PD, can help get a handle on all of this. Like most, we want to live in a safe space and not feel threatened in our own neighborhood. Thank you for your time and hopefully support.

Ondine Burke

From: [Laurie](#)
To: [Board of Directors](#)
Subject: Re: Coyote Creek concerns
Date: Thursday, November 14, 2024 6:12:34 PM

***** This email originated from outside of Valley Water. Do not click links or open attachments unless you recognize the sender and know the content is safe. *****

Hello,

I am writing once again with questions and concerns about Coyote Creek along Shallenberger Dr in San Jose. There are dozens of beehives, equipment, and tons of wood chips have recently been dumped. Who is allowed to keep beehives in the creek? Who is allowed to dump wood chips into the creek? Who will look into this issue? I would like to be informed of what is happening.

I wrote previously last year about homeless and wood chips. I received no information regarding the dumping of wood chips, and the homeless situation is gone for the time being.

Wood chips and beehives do not belong in Coyote Creek.

The city is currently cutting down huge sycamores on Oakland Road very near where the chips have been dumped. I wonder if it's related. I just can't seem to get any answers from anyone. I am again emailing you, the city council, county supervisors, and who ever else I can figure out that could possibly help.

Laurie

On Wednesday, May 17, 2023, 5:59 PM, Laurie [REDACTED] wrote:

Dear Valley Water Board,

I have some concerns about homeless encampments behind my home. I am aware that the encampments are being removed due to Valley Water beginning construction soon. However, the folks living out here will simply relocate to another spot somewhere along the creek.

There is one camp behind my home that has a small low spot that holds water. There are a bunch of tires, maybe one hundred or more, in that water along with all sorts of other trash. The place is a mess.

I used to love walking my dogs along the trail but haven't been able to for years now. There are off leash dogs all along the Coyote Creek Trail that are killing wildlife and I cannot trust them to not harm my little dogs. I no longer feel safe walking along San Jose's once beautiful creeks. A porta-potty has been brought in there. The homeless access this area from along the railroad tracks on Oakland Rd. near Faulstich Court. Stolen cars are sometimes found back there as well as broken down cars.


Another area is Corie Ct., but it seems they are being allowed to stay there. There are off leash dogs all over, trash all over, rvs etc. I admit I am upset that I can no longer walk my dogs on the trail but am more concerned for the health of the creek. It seems that officials know this is happening but do nothing about it. I recall reading about a lawsuit over the health of the creek but haven't heard what happened with that.

I think it's awful that people don't have a place to call home, but many of these folks are much happier in the creeks. Is there anything we can do to help mitigate these problems? Where can I learn about what is being done, what is the plan? I had notified police years ago and was referred to the homeless helpline. Their response was "we will send resources" What does that mean??? Porta-potties? Sorry, I don't mean to sound rude, but what can I do? Who can I reach out to? Or must we just look the other way and lose biodiversity, clean water etc.?

I am a San Jose native and grew up exploring our creeks. I'm old enough that fortunately I was able to explore them with my children, but no way do I feel safe taking my grandchild. It's sad that citizens have lost access to such rich wild areas. Especially now with tech taking up much of our time.

There has also been a large dump of woodchips along Shallenberger Rd and Coyote Creek.

Thank you so much for all that you do to help our waterways and especially the very important Coyote Creek.

Regards,
Laurie Alaimo

San Jose, CA 95112

Regards,
Laurie

From: [Mary Dunn](#)
To: [Board of Directors](#); ivillarreal@valley.org; rgpearl@ [REDACTED]
Subject: Fwd: Leaning Tree on Matadero Creek Bank
Date: Monday, November 18, 2024 9:33:19 PM

***** This email originated from outside of Valley Water. Do not click links or open attachments unless you recognize the sender and know the content is safe. *****

Sent from my iPhone

Begin forwarded message:

From: Mary Dunn [REDACTED]
Date: November 18, 2024 at 2:00:41 PM PST
To: rgpearl@ [REDACTED]
Subject: Fwd: Leaning Tree on Matadero Creek Bank

Sent from my iPad

Begin forwarded message:

From: Public Works Public Services <pwps@cityofpaloalto.org>
Date: November 18, 2024 at 1:45:33 PM PST
To: Mary Dunn [REDACTED], Public Works Public Services <pwps@cityofpaloalto.org>
Subject: RE: Leaning Tree on Matadero Creek Bank

Hi Mary,

Thank you for bringing this to the attention of Public Works. This tree may very well indeed be in the jurisdiction of SCVWD, but I have relayed this email to Urban Forestry staff to confirm who is responsible. If it turns out it is Palo Alto, the staff will go on side, however if it is SCVWD which I suspect, they will have to tend to the tree in question. Unfortunately, we do not have any other way of contacting them other than what you have already done. But let's first confirm the jurisdiction and go from there.

Svetlana

Svetlana Miljkovic
Management Analyst
Public Works Department
(650) 329-2270
www.cityofpaloalto.org

From: Mary Dunn [REDACTED]
Sent: Sunday, November 17, 2024 8:44 PM
To: Public Works Public Services <pwps@CityofPaloAlto.org>
Subject: Leaning Tree on Matadero Creek Bank

CAUTION: This email originated from outside of the organization. Be cautious of opening attachments and clicking on links.

To Whom It May Concern,

This tree is on the creek bank on Matadero Avenue in Palo Alto. I am writing to you about my concern for the safety of person, place, and / or thing that can be endangered if this falls.

I would like to know who is responsible for its inspection and assessment of its safety?

I sent the SCVWD an email and photos regarding its leaning and expressed my concern for the safety related issues though have not received a reply.

Any assistance you / City of Palo Alto can provide in helping to clarify and determine who is responsible for its pruning and/or removal / or what needs to be done regarding this situation before any damage to anyone

occurs will be much appreciated.

Thank you in advance,

Mary Dunn



Palo Alto 94306

to

Sent from my iPad

